


PRESUPUESTO DE GASTOS		INFORME DE EJECUCIÓN PRESUPUESTAL PERIODO : ENERO A JUNIO					PROPIOS		Reporte PRE225J		
F-CTA-SCT-OBJ-ORD-SO-RE I-PRG-SPG-PRY-SPY-RE	OBJETO DEL GASTO	APROPIADO	APROPIACION CERTIFICADA	APROPIACION COMPROMETIDA	APROPIACION POR CERTIFIC.	APROPIACION POR COMPROMET.	GIROS PRESUPUEST.	GIROS TESORALES	COMPROMISOS POR GIRAR	% COM.	% GIR
2.1.1.01.01.001.01	Sueldo básico	3,253,866,000.00	1,469,431,434.00	1,469,123,405.00	1,784,434,566.00	1,784,742,595.00	1,469,123,405.00	1,469,123,405.00	0.00	45.15	45.15
2.1.1.01.01.001.02	Horas extras- dominicales- festivos y recargos	6,000,000.00	0.00	0.00	6,000,000.00	6,000,000.00	0.00	0.00	0.00	0.00	22.57
2.1.1.01.01.001.06	Prima de servicio	151,822,000.00	138,502,074.00	138,502,074.00	13,319,926.00	13,319,926.00	134,277,227.00	134,277,227.00	4,224,847.00	91.23	44.53
2.1.1.01.01.001.07	Bonificación por servicios prestados	104,601,000.00	69,868,283.00	69,868,283.00	34,732,717.00	34,732,717.00	68,482,539.00	68,482,539.00	1,385,744.00	66.80	49.76
2.1.1.01.01.001.08.01	Prima de navidad	329,969,000.00	1,684,488.00	1,684,488.00	328,284,512.00	328,284,512.00	0.00	0.00	1,684,488.00	0.51	39.81
2.1.1.01.01.001.08.02	Prima de vacaciones	165,296,000.00	53,296,963.00	53,296,963.00	111,999,037.00	111,999,037.00	45,877,971.00	45,877,971.00	7,418,992.00	32.24	37.80
2.1.1.01.01.001.09	Prima técnica salarial	31,309,000.00	9,931,691.00	9,931,691.00	21,377,309.00	21,377,309.00	9,931,691.00	9,931,691.00	0.00	31.72	36.93
2.1.1.01.01.001.10	Válidos de los funcionarios en comisión	30,000,000.00	20,000,000.00	316,895.00	10,000,000.00	29,683,105.00	316,895.00	316,895.00	0.00	1.06	32.45
2.1.1.01.01.002	Factores salariales especiales	221,101,000.00	111,697,433.00	111,697,433.00	109,403,567.00	109,403,567.00	111,697,433.00	111,697,433.00	0.00	50.52	34.45
2.1.1.01.02.001	Aportes a la seguridad social en pensiones	460,711,000.00	205,878,976.00	205,878,976.00	254,832,024.00	254,832,024.00	204,915,115.00	204,915,115.00	963,861.00	44.69	25.46
2.1.1.01.02.002	Aportes a la seguridad social en salud	338,435,000.00	145,917,176.00	145,917,176.00	192,517,824.00	192,517,824.00	145,153,015.00	145,153,015.00	764,161.00	43.12	36.13
2.1.1.01.02.003	Aportes de cesantías	305,729,000.00	232,806,006.00	232,806,006.00	72,922,994.00	72,922,994.00	227,999,750.00	227,999,750.00	4,806,256.00	76.15	39.33
2.1.1.01.02.004	Aportes a cajas de compensación familiar	162,223,000.00	76,417,100.00	76,417,100.00	85,805,900.00	85,805,900.00	75,365,700.00	75,365,700.00	1,051,400.00	47.11	39.88
2.1.1.01.02.005	Aportes generales al sistema de riesgos laborales	20,935,000.00	9,474,800.00	9,474,800.00	11,460,200.00	11,460,200.00	9,445,700.00	9,445,700.00	29,100.00	45.26	40.26
2.1.1.01.02.006	Aportes al ICBF	121,667,000.00	57,315,400.00	57,315,400.00	64,351,600.00	64,351,600.00	56,526,900.00	56,526,900.00	788,500.00	47.11	40.67
2.1.1.01.02.007	Aportes al SENA	81,111,000.00	38,218,900.00	38,218,900.00	42,892,100.00	42,892,100.00	37,693,000.00	37,693,000.00	525,900.00	47.12	41.03
2.1.1.01.03.001.01	Vacaciones	236,250,000.00	38,974,838.00	38,974,838.00	197,275,162.00	197,275,162.00	38,974,838.00	38,974,838.00	0.00	16.50	39.59
2.1.1.01.03.001.02	Indemnización por vacaciones	78,390,000.00	18,290,113.00	18,290,113.00	60,099,887.00	60,099,887.00	6,363,095.00	6,363,095.00	11,927,018.00	23.33	37.84
2.1.1.01.03.001.03	Bonificación especial de recreación	19,361,000.00	6,233,888.00	6,233,888.00	13,127,112.00	13,127,112.00	5,449,983.00	5,449,983.00	783,905.00	32.20	37.33
<b>SUBTOTAL Gastos de personal</b>		<b>6,118,776,000.00</b>	<b>2,703,939,563.00</b>	<b>2,683,948,429.00</b>	<b>3,414,836,437.00</b>	<b>3,434,827,571.00</b>	<b>2,647,594,257.00</b>	<b>2,647,594,257.00</b>	<b>36,354,172.00</b>	<b>43.86</b>	<b>43.27</b>
2.1.2.01.01.003.03.01	Máquinas para oficina y contabilidad- y sus partes y accesorios	620,000,000.00	0.00	0.00	620,000,000.00	620,000,000.00	0.00	0.00	0.00	0.00	35.46
2.1.2.01.01.003.03.02	Maquinaria de Informática y sus partes, piezas y accesorios	166,200,000.00	64,088,367.00	60,000,000.00	102,111,633.00	106,200,000.00	4,967,907.00	4,967,907.00	55,032,093.00	36.10	33.92
2.1.2.02.01.004	Otros bienes transportables (excepto productos metálicos- maquinaria y equipo)	3,675,000.00	2,725,578.00	0.00	949,422.00	3,675,000.00	0.00	0.00	0.00	0.00	32.37
2.1.2.02.02.006	Servicios de alojamiento- servicios de suministro de comidas y bebidas- servicios de	251,000,000.00	190,000,000.00	70,162,649.00	61,000,000.00	180,837,351.00	68,932,729.00	68,932,729.00	1,229,920.00	27.95	32.16
2.1.2.02.02.007	Servicios financieros y servicios conexos- servicios inmobiliarios y servicios de leasing	1,206,218,000.00	368,406,704.00	368,206,704.00	837,811,296.00	838,011,296.00	107,413,369.00	107,413,369.00	260,793,335.00	30.53	31.19
2.1.2.02.02.008	Servicios prestados a las empresas y servicios de producción	2,035,200,000.00	1,489,624,220.00	1,241,189,741.78	545,575,780.00	794,010,258.22	359,506,444.86	359,506,444.86	881,683,296.92	60.99	30.65
2.1.2.02.02.009	Servicios para la comunidad- sociales y personales	211,930,000.00	25,215,954.00	0.00	186,714,046.00	211,930,000.00	0.00	0.00	0.00	0.00	29.47
<b>SUBTOTAL Adquisición de bienes y servicios</b>		<b>4,494,223,000.00</b>	<b>2,140,060,823.00</b>	<b>1,739,559,094.78</b>	<b>2,354,162,177.00</b>	<b>2,754,663,905.22</b>	<b>540,820,449.86</b>	<b>540,820,449.86</b>	<b>1,198,738,644.92</b>	<b>41.68</b>	<b>12.03</b>
2.1.3.13.01.001	Seniencias	50,000,000.00	0.00	0.00	50,000,000.00	50,000,000.00	0.00	0.00	0.00	0.00	28.38
<b>SUBTOTAL Transferencias corrientes</b>		<b>50,000,000.00</b>	<b>0.00</b>	<b>0.00</b>	<b>50,000,000.00</b>	<b>50,000,000.00</b>	<b>0.00</b>	<b>0.00</b>	<b>0.00</b>	<b>0.00</b>	<b>0.00</b>
2.1.5.02.08	Servicios prestados a las empresas y servicios de producción	190,000,000.00	23,568,618.00	381,900.00	166,431,382.00	189,618,100.00	381,900.00	381,900.00	0.00	0.20	27.37
<b>SUBTOTAL Gastos de comercialización y producción</b>		<b>190,000,000.00</b>	<b>23,568,618.00</b>	<b>381,900.00</b>	<b>166,431,382.00</b>	<b>189,618,100.00</b>	<b>381,900.00</b>	<b>381,900.00</b>	<b>0.00</b>	<b>0.20</b>	<b>0.20</b>
2.1.8.01	Impuestos	80,000,000.00	41,463,263.00	34,097,729.89	38,536,737.00	45,902,270.11	34,097,729.89	34,097,729.89	0.00	42.62	27.90
2.1.8.04.01	Cuota de fiscalización y auditar	25,264,000.00	23,254,055.00	23,254,055.00	2,009,945.00	2,009,945.00	23,254,055.00	23,254,055.00	0.00	92.04	30.04
<b>SUBTOTAL Gastos por tributos- multas- sanciones e intereses de mora</b>		<b>105,264,000.00</b>	<b>64,717,318.00</b>	<b>57,351,784.89</b>	<b>40,546,682.00</b>	<b>47,912,215.11</b>	<b>57,351,784.89</b>	<b>57,351,784.89</b>	<b>0.00</b>	<b>40.89</b>	<b>54.48</b>
2.3.2.02.02.008	Servicios prestados a las empresas y servicios de producción	1,097,374,000.00	762,115,546.00	762,115,546.00	335,258,454.00	335,258,454.00	188,450,296.00	188,450,296.00	573,665,250.00	69.45	29.62


PRESUPUESTO DE GASTOS


INFORME DE EJECUCIÓN PRESUPUESTAL PERIODO : ENERO A JUNIO

PROPIOS

F-CTA-SCT-OBJ-ORD-SO-RE I-PRG-SPG-PRY-SPY-RE	OBJETO DEL GASTO	APROPIADO	APROPIACION CERTIFICADA	APROPIACION COMPROMETIDA	APROPIACION POR CERTIFIC.	APROPIACION POR COMPROMET.	GIROS PRESUPUEST.	GIROS TESORALES	COMPROMISOS POR GIRAR	% COM.	% GIR.
2.3.2.02.02.009	Servicios para la comunidad- sociales y personales	30,000,000,000.00	18,162,706,616.00	12,341,576,998.00	11,837,293,384.00	17,658,423,002.00	12,247,581,679.00	12,247,581,679.00	93,995,319.00	41.14	29.97
<b>SUBTOTAL Adquisición de Bienes y Servicios</b>		<b>31,097,374,000.00</b>	<b>18,924,822,162.00</b>	<b>13,103,692,544.00</b>	<b>12,172,551,838.00</b>	<b>17,993,681,456.00</b>	<b>12,436,031,975.00</b>	<b>12,436,031,975.00</b>	<b>667,640,569.00</b>	<b>41.81</b>	<b>39.99</b>
<b>TOTAL PROPIOS</b>		<b>42,055,637,000.00</b>	<b>113,486,103,570.00</b>	<b>103,574,440,900.80</b>	<b>18,198,528,516.00</b>	<b>24,470,703,247.33</b>	<b>15,682,180,366.75</b>	<b>15,682,180,366.75</b>	<b>1,902,753,385.92</b>	<b>41.81</b>	<b>37.29</b>
2.3.2.02.02.009	Servicios para la comunidad- sociales y personales	361,902,337.00	121,218,385.00	121,218,385.00	240,683,952.00	240,683,952.00	121,218,385.00	121,218,385.00	0.00	33.49	30.08
<b>SUBTOTAL Adquisición de Bienes y Servicios</b>		<b>361,902,337.00</b>	<b>121,218,385.00</b>	<b>121,218,385.00</b>	<b>240,683,952.00</b>	<b>240,683,952.00</b>	<b>121,218,385.00</b>	<b>121,218,385.00</b>	<b>0.00</b>	<b>41.74</b>	<b>23.49</b>
<b>TOTAL DEPARTAMENTO</b>		<b>361,902,337.00</b>	<b>121,218,385.00</b>	<b>121,218,385.00</b>	<b>240,683,952.00</b>	<b>240,683,952.00</b>	<b>121,218,385.00</b>	<b>121,218,385.00</b>	<b>0.00</b>	<b>7.75</b>	<b>29.42</b>
2.3.2.02.02.009	Servicios para la comunidad- sociales y personales	420,260,248.00	32,550,905.00	32,550,905.00	387,709,343.00	387,709,343.00	32,550,905.00	32,550,905.00	0.00	41.41	7.75
<b>SUBTOTAL Adquisición de Bienes y Servicios</b>		<b>420,260,248.00</b>	<b>32,550,905.00</b>	<b>32,550,905.00</b>	<b>387,709,343.00</b>	<b>387,709,343.00</b>	<b>32,550,905.00</b>	<b>32,550,905.00</b>	<b>0.00</b>	<b>7.75</b>	<b>7.75</b>
<b>TOTAL MUNICIPIO</b>		<b>420,260,248.00</b>	<b>32,550,905.00</b>	<b>32,550,905.00</b>	<b>387,709,343.00</b>	<b>387,709,343.00</b>	<b>32,550,905.00</b>	<b>32,550,905.00</b>	<b>0.00</b>	<b>41.41</b>	<b>36.97</b>
<b>TOTAL VIG 2021</b>	Periodo : ENERO a JUNIO	<b>42,837,799,585.00</b>	<b>24,010,877,774.00</b>	<b>17,738,703,042.67</b>	<b>18,826,921,811.00</b>	<b>25,099,096,842.33</b>	<b>15,835,949,656.75</b>	<b>15,835,949,656.75</b>	<b>1,902,753,385.92</b>	<b>41.41</b>	<b>36.97</b>

  
 YELISABEL OSPINA GONZALEZ  
 Director Técnico Contabilidad y Presupuesto

  
 JAVIER RICARDO CASTRO DUQUE  
 Subgerente Administrativo Financiero

  
 ADRIANA CAROLINA SERRANO TRUJILLO  
 Gerente General

Impreso: YOSPINA

Elabore: YELISABEL OSPINA GONZALEZ