

CORPORACION SOCIAL DE CUNDINAMARCA
 NIT: 899 999 421-7

VIGENCIA 2021

Reporte PRE225J
 Página 1
 Fecha 28/12/2021 02:43:41 PM

PRESUPUESTO DE GASTOS

INFORME DE EJECUCION PRESUPUESTAL PERIODO : ENERO A MARZO

PROPIOS

F-CTA-SCT-OBJ-ORD-SO-RE I-PRG-SPG-PRY-SPY-RE	OBJETO DEL GASTO	APROPIADO	APROPIACION CERTIFICADA	APROPIACION COMPROMETIDA	APROPIACION POR CERTIFIC.	APROPIACION POR COMPROMET.	GIROS PRESUPUEST	GIROS TESORALES	COMPROMISOS POR GIRAR	% COM.	% GIR
2.1.1.01.01.001.01	Sueldo básico	3,253,866,000.00	727,424,367.00	727,116,338.00	2,526,441,633.00	2,526,749,662.00	727,116,338.00	727,116,338.00	0.00	22.35	22.35
2.1.1.01.01.001.02	Horas extras- dominicales- festivos y recargos	6,000,000.00	0.00	0.00	6,000,000.00	6,000,000.00	0.00	0.00	0.00	0.00	11.17
2.1.1.01.01.001.06	Prima de servicio	151,822,000.00	2,102,449.00	2,102,449.00	149,719,551.00	149,719,551.00	0.00	0.00	2,102,449.00	1.38	7.45
2.1.1.01.01.001.07	Bonificación por servicios prestados	104,601,000.00	56,470,091.00	56,470,091.00	48,130,909.00	48,130,909.00	55,550,923.00	55,550,923.00	919,168.00	53.99	18.86
2.1.1.01.01.001.08.01	Prima de navidad	329,969,000.00	0.00	0.00	329,969,000.00	329,969,000.00	0.00	0.00	0.00	0.00	15.09
2.1.1.01.01.001.08.02	Prima de vacaciones	165,296,000.00	22,554,795.00	22,554,795.00	142,741,205.00	142,741,205.00	20,898,092.00	20,898,092.00	1,656,703.00	13.65	14.68
2.1.1.01.01.001.09	Prima técnica salarial	31,309,000.00	4,555,205.00	4,555,205.00	26,753,795.00	26,753,795.00	4,555,205.00	4,555,205.00	0.00	14.55	14.66
2.1.1.01.01.001.10	Viaáticos de los funcionarios en comisión	30,000,000.00	20,000,000.00	0.00	10,000,000.00	30,000,000.00	0.00	0.00	0.00	0.00	12.83
2.1.1.01.01.002	Factores salariales especiales	251,101,000.00	44,629,999.00	44,629,999.00	206,471,001.00	206,471,001.00	44,629,999.00	44,629,999.00	0.00	17.77	13.38
2.1.1.01.02.001	Aportes a la seguridad social en pensiones	460,711,000.00	104,747,709.00	104,747,709.00	355,963,291.00	355,963,291.00	104,595,209.00	104,595,209.00	152,500.00	22.74	14.31
2.1.1.01.02.002	Aportes a la seguridad social en salud	338,435,000.00	74,205,809.00	74,205,809.00	264,229,191.00	264,229,191.00	74,090,909.00	74,090,909.00	114,900.00	21.93	15.00
2.1.1.01.02.003	Aportes de cesantías	305,729,000.00	230,972,394.00	230,972,394.00	74,756,606.00	74,756,606.00	227,999,750.00	227,999,750.00	2,972,644.00	75.55	19.96
2.1.1.01.02.004	Aportes a cajas de compensación familiar	162,223,000.00	35,507,900.00	35,507,900.00	126,715,100.00	126,715,100.00	35,214,400.00	35,214,400.00	293,500.00	21.89	20.10
2.1.1.01.02.005	Aportes generales al sistema de riesgos laborales	20,935,000.00	4,816,500.00	4,816,500.00	16,118,500.00	16,118,500.00	4,811,700.00	4,811,700.00	4,800.00	23.01	20.30
2.1.1.01.02.006	Aportes al ICBF	121,667,000.00	26,632,200.00	26,632,200.00	95,034,800.00	95,034,800.00	26,412,100.00	26,412,100.00	220,100.00	21.89	20.39
2.1.1.01.02.007	Aportes al SENA	81,111,000.00	17,759,000.00	17,759,000.00	63,352,000.00	63,352,000.00	17,612,200.00	17,612,200.00	146,800.00	21.89	20.48
2.1.1.01.03.001.01	Vacaciones	236,250,000.00	23,252,100.00	23,252,100.00	212,997,900.00	212,997,900.00	23,252,100.00	23,252,100.00	0.00	9.84	19.85
2.1.1.01.03.001.02	Indemnización por vacaciones	78,390,000.00	9,022,833.00	9,022,833.00	69,367,167.00	69,367,167.00	6,363,095.00	6,363,095.00	2,659,738.00	11.51	19.20
2.1.1.01.03.001.03	Bonificación especial de recreación	19,361,000.00	2,717,259.00	2,717,259.00	16,643,741.00	16,643,741.00	2,542,156.00	2,542,156.00	175,103.00	14.03	18.88
SUBTOTAL Gastos de personal		6,148,776,000.00	1,407,370,610.00	1,387,062,581.00	4,741,405,390.00	4,761,713,419.00	1,375,644,176.00	1,375,644,176.00	11,418,405.00	22.56	22.37
2.1.2.01.01.003.03.01	Máquinas para oficina y contabilidad- y sus partes y accesorios	620,000,000.00	0.00	0.00	620,000,000.00	620,000,000.00	0.00	0.00	0.00	0.00	17.93
2.1.2.01.01.003.03.02	Maquinaria de Informática y sus partes, piezas y accesorios	166,200,000.00	64,088,367.00	60,000,000.00	102,111,633.00	106,200,000.00	1,331,252.00	1,331,252.00	58,668,748.00	36.10	17.12
2.1.2.02.01.004	Otros bienes transportables (excepto productos metálicos- maquinaria y equipo)	3,675,000.00	2,725,578.00	0.00	949,422.00	3,675,000.00	0.00	0.00	0.00	0.00	16.34
2.1.2.02.02.006	Servicios de alojamiento- servicios de suministro de comidas y bebidas- servicios de	251,000,000.00	190,000,000.00	34,364,266.00	61,000,000.00	216,635,734.00	33,134,346.00	33,134,346.00	1,229,920.00	13.69	16.20
2.1.2.02.02.007	Servicios financieros y servicios conexos- servicios inmobiliarios y servicios de leasing	1,206,218,000.00	326,351,687.00	326,151,687.00	879,866,313.00	880,066,313.00	35,130,007.00	35,130,007.00	291,021,680.00	27.04	15.65
2.1.2.02.02.008	Servicios prestados a las empresas y servicios de producción	2,005,200,000.00	1,343,065,917.00	1,102,805,960.78	662,134,083.00	902,394,039.22	27,980,500.00	27,980,500.00	1,074,825,460.78	55.00	15.08
2.1.2.02.02.009	Servicios para la comunidad- sociales y personales	211,930,000.00	3,179,841.00	0.00	208,750,159.00	211,930,000.00	0.00	0.00	0.00	0.00	14.50
SUBTOTAL Adquisición de bienes y servicios		4,464,223,000.00	1,929,411,390.00	1,523,321,913.78	2,534,811,610.00	2,940,901,086.22	97,576,105.00	97,576,105.00	1,425,745,808.78	27.42	2.19
2.1.3.13.01.001	Senlencias	50,000,000.00	0.00	0.00	50,000,000.00	50,000,000.00	0.00	0.00	0.00	0.00	13.96
SUBTOTAL Transferencias corrientes		50,000,000.00	0.00	0.00	50,000,000.00	50,000,000.00	0.00	0.00	0.00	27.29	0.00
2.1.5.02.08	Servicios prestados a las empresas y servicios de producción	190,000,000.00	21,817,052.00	0.00	168,182,948.00	190,000,000.00	0.00	0.00	0.00	0.00	13.46
SUBTOTAL Gastos de comercialización y producción		190,000,000.00	21,817,052.00	0.00	168,182,948.00	190,000,000.00	0.00	0.00	0.00	26.82	0.00
2.1.8.01	Impuestos	80,000,000.00	454,263.00	0.00	79,545,737.00	80,000,000.00	0.00	0.00	0.00	0.00	13.00
2.1.8.04.01	Cuota de fiscalización y auditaje	25,264,000.00	23,254,055.00	23,254,055.00	2,009,945.00	2,009,945.00	23,254,055.00	23,254,055.00	0.00	92.04	15.63
SUBTOTAL Gastos por tributos- multas- sanciones e intereses de mora		105,264,000.00	23,708,318.00	23,254,055.00	81,555,682.00	82,009,945.00	23,254,055.00	23,254,055.00	0.00	26.77	22.09
2.3.2.02.02.008	Servicios prestados a las empresas y servicios de producción	1,097,374,000.00	871,015,588.00	702,836,500.00	226,358,412.00	394,537,500.00	6,400,000.00	6,400,000.00	696,436,500.00	64.05	15.15

NOVASOFT

CORPORACION SOCIAL DE CUNDINAMARCA

Nil.: 899.999.421-7

PRESUPUESTO DE GASTOS

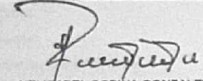
VIGENCIA 2021


Reporte PRE225J
 Página 2
 Fecha 28/12/2021 02:43:41 PM


INFORME DE EJECUCIÓN PRESUPUESTAL PERIODO : ENERO A MARZO

PROPIOS

F-CTA-SCT-Obj-ORD-SO-RE I-PRG-SPG-PRY-SPY-RE	OBJETO DEL GASTO	APROPIADO	APROPIACION CERTIFICADA	APROPIACION COMPROMETIDA	APROPIACION POR CERTIFIC.	APROPIACION POR COMPROMET.	GIROS PRESUPUEST.	GIROS TESORALES	COMPROMISOS POR GIRAR	% COM.	% GIR
2.3.2.02.02.009	Servicios para la comunidad- sociales y personales	30,000,000,000.00	8,170,018,301.00	4,790,258,350.00	21,829,981,699.00	25,209,741,650.00	4,702,258,350.00	4,702,258,350.00	88,000,000.00	15.97	15.16
SUBTOTAL Adquisicion de Bienes y Servicios		31,097,374,000.00	9,041,033,889.00	5,493,094,850.00	22,056,340,111.00	25,604,279,150.00	4,708,658,350.00	4,708,658,350.00	784,436,500.00	20.04	15.14
TOTAL PROPIOS		42,055,637,000.00	64,793,044,946.00	56,874,629,940.24	29,632,295,741.00	33,628,903,600.22	6,205,132,686.00	6,205,132,686.00	2,221,600,713.78	20.04	14.75
TOTAL VIG.	2021 Periodo : ENERO a MARZO	42,055,637,000.00	12,423,341,259.00	8,426,733,399.78	29,632,295,741.00	33,628,903,600.22	6,205,132,686.00	6,205,132,686.00	2,221,600,713.78	20.04	14.75


 YELISABEL OSPINA GONZALEZ
 Director Técnico Contabilidad y Presupuesto


 JAVIER RICARDO CASTRO DUQUE
 Subgerente Administrativo y Financiero


 ADRIANA CAROLINA SERRANO TRUJILLO
 Gerente General

Elabora: YELISABEL OSPINA GONZALEZ

Imprimio: YOSPINA