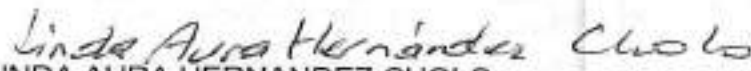


## ACTA DE PUBLICACION ESTADOS FINANCIEROS

LINDA AURA HERNANDEZ CHOLO, Director Técnico Unidad de Contabilidad y Presupuesto de la Corporación Social de Cundinamarca, en cumplimiento a la Ley 734 de 2002, Capítulo Segundo, Artículo 34, Numeral 36 "Publicar mensualmente en las dependencias de la respectiva entidad, en lugar visible y público, los informes de gestión, resultados, financieros y contables que se determinen por autoridad competente, para efectos del control social de que trata la Ley 489 de 1998 y demás normas vigente", al Numeral 7, Capítulo II, Sección II, Título II, Parte I, del Régimen de Contabilidad Pública, procede a publicar en lugar visible de la Entidad, los Estados Financieros (Balance General y Estado de Actividad Financiera, Económica Social y Ambiental), por el periodo comprendido del 1 al 31 de mayo de 2016, hoy a los veintidos días del mes de junio de 2016.

  
LINDA AURA HERNANDEZ CHOLO  
Director Técnico Unidad de Contabilidad y Presupuesto  
TP. 50053-T

Se desfija hoy ( ) de \_\_\_\_\_ de 2016, siendo las \_\_\_\_\_





## CORPORACIÓN SOCIAL DE CUNDINAMARCA


NIT : 899.999.421-7

BALANCE DE PRUEBA A MAYO 31 DE 2016

(CIFRAS EN MILES DE PESOS)

| ACTIVO                               | ACTUAL        | PASIVO                          | ACTUAL       |
|--------------------------------------|---------------|---------------------------------|--------------|
| 11 Efectivo                          | 2,082,120     | 23 Operaciones Financiamiento   | 0            |
| 1105 Caja                            | 30,336        | 2306 Operaciones Financiamiento | 0            |
| 1110 Bancos y Corporaciones          | 2,051,784     | 24 Cuentas por Pagar            | 30,894,432   |
| 12 Inversiones                       | 0             | 2401 Adquisición Bs y Ss.       | 3,112,916    |
| 1207 Inversiones Patrimoniales       | 0             | 2425 Acreedores                 | 329,505      |
| 1280 Provisión Inversiones.          | 0             | 2436 Reteñte e Imp de Timbre    | 12,577       |
| 14 Deudores                          | 132,179,233   | 2440 Impuesto, Contib., tasas   | 12,262       |
| 1470 Otros Deudores                  | 145,118,445   | 2453 Recursos Rec. en Admon     | 17,301,718   |
| 1475 Deudores difícil cobro          | 4,822,828     | 2455 Depósitos Rec. Terceros    | 5,915,479    |
| 1480 Provisión para deudores         | ( 17,762,040) | 2490 Otras Ctas por Pagar       | 4,209,975    |
| 16 Propiedad Planta Equipo           | 1,490,662     | 25 Obligaciones laborales       | 17,361       |
| 1605 Terrenos                        | 28,020        | 2505 Salarios y Prestaciones    | 17,361       |
| 1635 Bienes muebles en bodega        | 448,668       | 27 Pasivo Estimado              | 1,073,657    |
| 1637 Prop. Planta y Eq. No Explotado | 364,549       | 2715 Provisión Pres. Sociales   | 1,073,657    |
| 1640 Edificaciones                   | 293,451       | 29 Otros Pasivos                | 1,046,780    |
| 1655 Maquinaria Y Equipo             | 232           | 2905 Ing. Recibidos x antici.   | 1,046,780    |
| 1665 Muebles,Enseres Equ. Of.        | 467,531       | TOTAL PASIVO                    | 33,032,230   |
| 1670 Equi comunicación comp.         | 1,273,267     | PATRIMONIO                      | 107,752,786  |
| 1675 Eq transporte, tracc, elev.     | 431,626       | 32 Patrimonio Institucional     | 107,752,786  |
| 1680 Equipo Comedor, Cocina ..       | 6,802         | 3208 Capital Fiscal             | 95,634,842   |
| 1685 Depreciación acumulada          | ( 1,823,485)  | 3215 Reservas                   | 6,955,079    |
| 19 Otros Activos                     | 5,033,000     | 3225 Resultado Ej. Anteriores   | ( 2,619,172) |
| 1910 Cargos Diferidos                | 352,407       | 3230 Resultado del ejercicio    | 1,368,798    |
| 1920 Bs. Entregados a Tercer         | 161,507       | 3240 Superavit x Valorización   | 4,413,239    |
| 1925 Amortización Acumulada          | ( 152,714)    | 3245 Revalorización Patrim.     | 0            |
| 1930 Bs Recibidos dación de P        | 0             | TOTAL PASIVO Y PATRIMONIO (B)   | 140,785,015  |
| 1960 Bienes de Arte y Cultura        | 58            | 9 CUENTAS ORDEN ACREEDORAS      | 0            |
| 1970 Intangibles                     | 961,369       | 91 Responsabilidad Conting.     | 1,270,334    |
| 1975 Amortización Intang.            | ( 702,876)    | 93 Acreedores De Control        | 1,739        |
| 1999 Valorizaciones                  | 4,413,239     | 99 Acreedores por contra        | ( 1,272,072) |
| TOTAL ACTIVO                         | 140,785,015   |                                 |              |
| 8 CUENTAS ORDEN DEUDORAS             | 0             |                                 |              |
| 83 Deudoras de control               | 289,459,993   |                                 |              |
| 89 Deudoras por contra               | (289,459,993) |                                 |              |

  
JUAN CARLOS SALDAMENDIAGA GAVIRIA  
GERENTE GENERAL

  
Linda Aura Hernández Cholo  
Directora Unidad Contabilidad y  
T.P. 50053 - T



## CORPORACIÓN SOCIAL DE CUNDINAMARCA


NIT : 899.999.421-7

ESTADO DE ACTIVIDAD FINANCIERA ECONOMICA SOCIAL Y AMBIENTAL


A MAYO 31 DE 2016

(CIFRAS EN MILES DE PESOS)

| Cuenta          |  | Saldo<br>Miles de Pesos |
|-----------------|--|-------------------------|
| <b>INGRESOS</b> |  |                         |
| 4               | INGRESOS                                 | 18,458,950.00           |
| 43              | VENTA DE SERVICIOS                       | 5,498,696.00            |
| 4305            | SERVICIOS EDUCATIVOS                     | 0.00                    |
| 4390            | OTROS SERVICIOS                          | 5,498,696.00            |
| 44              | TRANSFERENCIAS                           | 1,941,730.00            |
| 4428            | OTRAS TRANSFERENCIAS                     | 1,941,730.00            |
| 48              | OTROS INGRESOS                           | 11,018,524.00           |
| 4805            | FINANCIEROS                              | 405,545.00              |
| 4810            | EXTRAORDINARIOS                          | 10,112,979.00           |
| 4815            | AJUSTE DE EJERCICIOS ANTERIORES          | 500,000.00              |
| <b>GASTOS</b>   |  |                         |
| 5               | GASTOS                                   | 17,090,153.00           |
| 51              | ADMINISTRACION                           | 2,393,722.00            |
| 5101            | SUELDOS Y SALARIOS                       | 1,476,876.00            |
| 5102            | CONTRIBUCIONES IMPUTADAS                 | 5,793.00                |
| 5103            | CONTRIBUCIONES EFECTIVAS                 | 250,819.00              |
| 5104            | APORTES SOBRE LA NOMINA                  | 52,164.00               |
| 5111            | GENERALES                                | 494,849.00              |
| 5120            | IMPUESTOS CONTRIBUCIONES Y TASAS         | 113,222.00              |
| 53              | PROVISIONES, AGOTAMIENTO, DEPRECIACIONES | 14,238,476.00           |
| 5302            | PROVISION PARA PROTECCION DE INVERSIONES | 0.00                    |
| 5304            | PROVISION PARA DEUDORES                  | 14,182,316.00           |
| 5330            | DEPRECIACION DE PROPIEDADES, PLANTA Y EQ | 56,160.00               |
| 5345            | AMORTIZACION DE INTANGIBLES              | 0.00                    |
| 58              | OTROS GASTOS                             | 457,955.00              |
| 5801            | INTERESES                                | 415,533.00              |
| 5805            | FINANCIEROS                              | 2,711.00                |
| 5808            | OTROS GASTOS ORDINARIOS                  | 0.00                    |
| 5810            | EXTRAORDINARIOS                          | 38,858.00               |
| 5815            | AJUSTE EJERCICIOS ANTERIORES             | 853.00                  |
| 59              | CIERRE DE INGRESOS COSTOS Y GASTOS       | 0.00                    |
| 5905            | CIERRE DE INGRESOS COSTOS Y GASTOS       | 0.00                    |
| <b>COSTOS</b>   |  |                         |
| 6               | COSTO DE VENTAS Y OPERACION              | 0.00                    |
| 63              | COSTO DE VENTAS DE SERVICIOS             | 0.00                    |
| 6305            | SERVICIOS EDUCATIVOS                     | 0.00                    |

**Excedentes o Perdida del Ejercicio****1,368,798.00**

JUAN CARLOS SALDARRAGA GAVIRIA  
GERENTE GENERAL



Linda Aura Hernández Cholo  
LINDA AURA HERNANDEZ CHOLO  
Director Unidad Contabilidad y Ppto  
T.P. 50053 - T



## CORPORACIÓN SOCIAL DE CUNDINAMARCA

899.999.421-7

CONTABILIDAD

BALANCE DE PRUEBA GENERAL

CORRESPONDIENTE A: MAYO DE '2016'

Fecha: 17/06/2016

Hora: 14:32:11

Pag. 1

Rep.: CNT082

| CUENTA   | DESCRIPCION                              | SALDO ANTERIOR     | DEBITO            | CREDITO           | NUEVO SALDO        |
|----------|--|--------------------|-------------------|-------------------|--------------------|
| 1        | ACTIVO                                   | 144,487,111,797.15 | 17,669,261,708.26 | 21,371,347,528.27 | 140,789,015,977.14 |
| 11       | EFFECTIVO                                | 2,330,939,157.28   | 11,663,481,972.26 | 11,912,300,775.15 | 2,082,120,354.39   |
| 1105     | CAJA                                     | 30,335,976.00      | 0.00              | 0.00              | 30,335,976.00      |
| 110502   | Cajas Menores                            | 30,335,976.00      | 0.00              | 0.00              | 30,335,976.00      |
| 11050201 | Caja Menor Corsocun                      | 30,335,976.00      | 0.00              | 0.00              | 30,335,976.00      |
| 1110     | BANCOS Y CORPORACIONES                   | 2,300,603,181.28   | 11,663,481,972.26 | 11,912,300,775.15 | 2,051,784,378.39   |
| 111005   | Cuenta Corriente Bancaria                | 334,811,507.43     | 7,063,808,199.83  | 7,114,305,595.72  | 284,314,111.54     |
| 11100501 | Bancafe Cuenta Empresarial               | 157,009,548.12     | 2,136,629,192.00  | 2,139,529,076.00  | 156,109,664.12     |
| 11100503 | Banco BBVA Cta. Cta.                     | 36,607,988.00      | 552,375,362.00    | 545,103,545.00    | 43,779,825.00      |
| 11100504 | Banco de Bogota Cta. Cta.                | 65,458,486.00      | 406,701,824.00    | 442,317,514.00    | 29,842,796.00      |
| 11100505 | Banco de Occidente                       | 94,088.54          | 0.00              | 0.00              | 94,088.54          |
| 11100508 | Davivienda cuenta corriente              | 75,741,396.77      | 3,966,101,801.83  | 3,987,355,460.72  | 54,487,737.88      |
| 111006   | Cuenta de Ahorro                         | 1,965,791,673.85   | 4,599,673,772.43  | 4,797,995,179.43  | 1,767,470,266.85   |
| 11100601 | Super Ahorro Bancafe                     | 172,019,777.22     | 698,031,809.43    | 831,275,891.00    | 38,775,695.85      |
| 11100602 | Cuenta de Ahorro Banco Popular           | 13,351,512.00      | 0.00              | 13,313,142.43     | 38,369.57          |
| 11100603 | Cuenta de ahorro Banco BBVA              | 439,038,675.12     | 612,300,580.00    | 770,517,491.00    | 280,821,774.12     |
| 11100604 | Cuenta de Ahorro Banco de Bogotá         | 16,070,451.68      | 548,796,598.00    | 554,905,455.00    | 6,961,554.68       |
| 11100605 | Cuenta de Ahorro Banco de Occidente      | 25,114.50          | 0.00              | 0.00              | 25,114.50          |
| 11100606 | Cuenta de Ahorros Banco Colpatría        | 11,920,224.77      | 0.00              | 0.00              | 11,920,224.77      |
| 11100612 | Fiduprevsora                             | 285,233,020.69     | 32,858,482.00     | 220,000,000.00    | 98,091,502.69      |
| 11100613 | Alianza Fiduciaria S.A                   | 80,859,656.87      | 0.00              | 0.00              | 80,859,656.87      |
| 11100616 | Davivienda Ahorros Fiducia               | 866,539,572.00     | 1,538,978,000.00  | 2,069,005,200.00  | 336,512,372.00     |
| 11100617 | Davivienda ahorros aportes dpto          | 81,733,667.00      | 1,168,708,333.00  | 338,978,000.00    | 911,464,000.00     |
| 14       | DEUDORES                                 | 135,827,118,617.99 | 5,965,940,507.00  | 8,413,825,926.48  | 132,179,233,288.51 |
| 1470     | OTROS DEUDORES                           | 147,424,388,667.99 | 5,431,753,567.00  | 7,737,897,196.48  | 145,118,445,038.51 |
| 147012   | Créditos a Empleados                     | 1,808,362,748.25   | 3,271,337,743.00  | 2,362,776,801.00  | 2,516,923,691.25   |
| 14701201 | Préstamo Vivienda                        | 1,354,204,311.25   | 1,428,275,860.00  | 1,488,121,650.00  | 1,294,358,541.25   |
| 14701202 | Préstamo Vivienda Especial               | 11,898,168.00      | 35,256,198.00     | 38,544,656.00     | 8,609,711.00       |
| 14701204 | Préstamo Ordinario                       | 152,052,697.00     | 1,628,940,619.00  | 707,081,282.00    | 1,073,912,054.00   |
| 14701207 | Préstamo Educativo                       | 41,190,762.00      | 51,933,509.00     | 53,891,743.00     | 39,192,510.00      |
| 14701208 | Préstamo Corpoágil                       | 1,849,437.00       | 4,506,586.00      | 3,009,587.00      | 3,346,436.00       |
| 14701210 | Préstamo Computador                      | 190,023.00         | 465,202.00        | 463,760.00        | 191,765.00         |
| 14701211 | Préstamo Vehículos Afiliados             | 25,136,253.00      | 91,264,241.00     | 47,573,699.00     | 68,829,795.00      |
| 14701212 | Préstamo Credicorp                       | 1,419,235.00       | 27,193,927.00     | 21,448,907.00     | 7,164,295.00       |
| 14701217 | Préstamo Recreativo                      | 92,497.00          | 0.00              | 0.00              | 92,497.00          |
| 14701218 | Préstamo Crediya                         | 3,352,317.00       | 0.00              | 0.00              | 3,352,317.00       |
| 14701219 | Préstamo Corpoya                         | 2,352,547.00       | 0.00              | 0.00              | 2,352,547.00       |
| 14701220 | Préstamo Corpoc35                        | 13,068,297.00      | 0.00              | 0.00              | 13,068,297.00      |
| 14701221 | Préstamo Credicorp Hipotecario           | 717,296.00         | 710,835.00        | 890,005.00        | 737,829.00         |
| 14701224 | Préstamo Hipotecario Aportes Depto       | 876,916.00         | 1,790,845.00      | 951,532.00        | 1,716,029.00       |
| 147064   | Pago por Cuenta de Terceros              | 320,200,603.46     | 212,036,946.00    | 206,893,552.48    | 325,344,098.96     |
| 14706405 | Seguro de vida Educativo                 | 60,654.00          | 0.00              | 0.00              | 60,654.00          |
| 14706416 | Renovacion poliza de vida vivienda       | 133,196,799.00     | 108,929,725.00    | 112,082,066.00    | 130,044,458.00     |
| 14706417 | Renovacion poliza de vivienda incendio   | 95,808,236.00      | 55,838,416.00     | 60,224,805.00     | 91,421,850.00      |
| 14706418 | Renovacion iva sobre poliza de incendio  | 15,015,523.48      | 8,934,148.00      | 9,557,576.48      | 14,392,095.00      |
| 14706419 | Renovacion poliza vida ordinario         | 62,578,647.98      | 13,604,956.00     | 16,300,483.00     | 59,883,120.98      |
| 14706420 | Renovación poliza vida Educativo         | 2,170,495.00       | 1,187,735.00      | 1,201,630.00      | 2,158,591.00       |
| 14706421 | Renovacion poliza vida vehiculo Diputad  | 808,032.00         | 201,457.00        | 201,457.00        | 808,032.00         |
| 14706422 | Renovacion poliza vida computadores      | 171,401.00         | 5,387.00          | 5,387.00          | 171,401.00         |
| 14706423 | Renovacion Seguro de vida vehiculos Af   | 742,239.00         | 3,268,524.00      | 1,364,879.00      | 2,545,884.00       |
| 14706424 | Renovacion poliza seguro contra todo ris | 5,165,194.00       | 15,887,483.00     | 4,537,488.00      | 16,515,189.00      |

## CORPORACIÓN SOCIAL DE CUNDINAMARCA

899.999.421-7

CONTABILIDAD

BALANCE DE PRUEBA GENERAL

CORRESPONDIENTE A: MAYO DE '2016'

Fecha: 17/06/2016

Hora: 14:32:13

Pag. 2

Rep.: CNT082

| CUENTA     | DESCRIPCION                              | SALDO ANTERIOR     | DEBITO           | CREDITO          | NUEVO SALDO        |
|------------|--|--------------------|------------------|------------------|--------------------|
| 14706425   | Renovacion iva contra todo riesgo        | 813,398.00         | 2,541,985.00     | 742,845.00       | 2,612,538.00       |
| 14706426   | Renovacion Corpoagil                     | 107,980.00         | 106,507.00       | 13,992.00        | 200,495.00         |
| 14706428   | Renovacion Credicorp                     | 110,526.00         | 148,244.00       | 174,020.00       | 84,750.00          |
| 14706429   | Renovacion Calamidad                     | 73,862.00          | 0.00             | 0.00             | 73,862.00          |
| 14706430   | Renovacion Recreativo                    | 63,951.00          | 0.00             | 0.00             | 63,951.00          |
| 14706431   | Renovacion Seguro de vida Credilya       | 12,630.00          | 0.00             | 0.00             | 12,630.00          |
| 14706433   | Renovacion Corpoya                       | 277,553.00         | 0.00             | 0.00             | 277,553.00         |
| 14706434   | Renovacion Corpo35                       | 392,335.00         | 0.00             | 0.00             | 392,335.00         |
| 14706438   | Renovacion poliza vida credicorp hipotec | 1,165,682.00       | 30,473.00        | 30,473.00        | 1,165,682.00       |
| 14706439   | Renovacion poliza incendio credicorp hi  | 852,351.00         | 25,669.00        | 25,669.00        | 852,351.00         |
| 14706440   | Renovacion iva de incendio credicorp hip | 140,483.00         | 4,107.00         | 4,107.00         | 140,483.00         |
| 14706449   | Renovacion poliza incendio ordinar G.R.  | 0.00               | 674,641.00       | 0.00             | 674,641.00         |
| 14706450   | Renovacion IVA incendio ordinario G.R.   | 80,670.00          | 49,290.00        | 0.00             | 129,960.00         |
| 14706454   | Renovación póliza vida hip. aportes dpto | 215,704.00         | 356,907.00       | 237,871.00       | 334,740.00         |
| 14706455   | Renov poliza incendio hipot aportes dpto | 152,020.00         | 208,010.00       | 182,753.00       | 197,277.00         |
| 14706456   | Renov iva de incendio hipot aportes dpto | 24,324.00          | 33,282.00        | 26,042.00        | 31,564.00          |
| 147073     | PRESTAMOS CONCEDIDOS POR INST.           | 143,999,091,021.28 | 462,230,445.00   | 3,849,496,111.00 | 140,581,855,355.28 |
| 14707301   | Prestamo Educativo                       | 1,344,926,407.61   | 31,880,000.00    | 50,429,171.00    | 1,326,377,236.61   |
| 14707302   | Prestamos de Vivienda                    | 130,708,174,434.02 | 35,063,853.00    | 1,821,596,161.00 | 128,921,852,126.02 |
| 14707303   | Prestamo Especial de Vivienda            | 874,134,093.00     | 0.00             | 33,224,882.00    | 840,909,211.00     |
| 1470730301 | Corto Plazo Credito Especial de Vivienda | 874,134,093.00     | 0.00             | 33,224,882.00    | 840,909,211.00     |
| 14707304   | Prestamo Extraordinario de Vivienda      | 13,075,770.00      | 0.00             | 0.00             | 13,075,770.00      |
| 1470730401 | Corto Plazo Credito Ext. de Vivienda     | 13,075,770.00      | 0.00             | 0.00             | 13,075,770.00      |
| 14707305   | Prestamo Ordinario                       | 9,609,956,610.85   | 56,308,682.00    | 1,783,325,215.00 | 7,882,939,987.65   |
| 14707307   | Prestamo Corpoagil                       | 28,960,072.00      | 0.00             | 4,537,896.00     | 23,522,176.00      |
| 14707308   | Prestamo para Computadores               | 8,034,803.00       | 0.00             | 485,502.00       | 7,569,301.00       |
| 14707309   | Prestamo para Vehiculos Afiliados        | 496,150,286.00     | 0.00             | 123,947,276.00   | 372,203,010.00     |
| 1470730901 | Corto Plazo Credito Vehiculo Afiliados   | 496,150,286.00     | 0.00             | 123,947,276.00   | 372,203,010.00     |
| 14707310   | Prestamo Credicorp                       | 155,368,514.00     | 0.00             | 29,448,727.00    | 125,919,787.00     |
| 14707311   | Prestamo Credilya                        | 3,101,842.00       | 0.00             | 0.00             | 3,101,842.00       |
| 14707318   | Préstamo Credicorp Hipotecario           | 43,126,874.00      | 0.00             | 710,636.00       | 42,416,238.00      |
| 14707324   | Préstamo Hipotecario aportes dpto        | 684,981,315.00     | 339,978,000.00   | 1,790,845.00     | 1,022,168,670.00   |
| 147083     | Otros Intereses                          | 1,486,420,164.00   | 1,486,640,102.00 | 1,305,674,083.00 | 1,627,386,183.00   |
| 14708301   | Interés Préstamo de Vivienda             | 1,216,566,673.00   | 1,027,269,505.00 | 1,051,094,229.00 | 1,192,752,239.00   |
| 14708302   | Interés Préstamo Especial Vivienda       | 3,856,003.00       | 6,825,409.00     | 7,276,471.00     | 3,204,941.00       |
| 14708304   | Interés Préstamo Ordinario               | 12,041,430.00      | 281,417,486.00   | 98,352,780.00    | 194,109,156.00     |
| 14708305   | Interés Préstamo Educativo               | 18,128,399.00      | 10,128,337.00    | 10,486,838.00    | 17,769,888.00      |
| 14708307   | Interés Préstamo Computador              | 406,881.00         | 16,458.00        | 18,200.00        | 404,939.00         |
| 14708308   | Interés Préstamo Vehiculos Afiliados     | 1,812,233.00       | 3,410,306.00     | 3,812,717.00     | 1,409,822.00       |
| 14708309   | Interés Prestamo Corpoagil               | 58,133.00          | 49,442.00        | 70,010.00        | 37,565.00          |
| 14708311   | Interés Préstamo Credicorp               | 27,444.00          | 3,136,840.00     | 1,591,917.00     | 1,572,367.00       |
| 14708312   | Interés Préstamo Calamidad               | 24,075.00          | 0.00             | 0.00             | 24,075.00          |
| 14708313   | Interés Préstamo Recreativo              | 18,952.00          | 0.00             | 0.00             | 18,952.00          |
| 14708314   | Interés Prestamo Credilya                | 3,529.00           | 0.00             | 0.00             | 3,529.00           |
| 14708315   | Interés de Mora                          | 205,313,086.00     | 127,923,703.00   | 127,078,840.00   | 206,157,949.00     |
| 14708316   | Interés Prestamo Corpoya                 | 184,637.00         | 0.00             | 0.00             | 184,637.00         |
| 14708317   | Interés Préstamo Corpo35                 | 3,646,042.00       | 0.00             | 0.00             | 3,646,042.00       |
| 14708318   | Interés Préstamo Credicorp Hipotecario   | 384,471.00         | 388,133.00       | 384,471.00       | 388,136.00         |
| 14708324   | Interés Préstamo Hipot. aportes dpto     | 4,138,176.00       | 6,074,393.00     | 4,507,630.00     | 5,704,939.00       |
| 147090     | Otros Deudores                           | 60,314,040.00      | 19,508,331.00    | 12,886,649.00    | 86,935,722.00      |
| 14709001   | Cheques Devueltos                        | 21,647,880.00      | 9,847,943.00     | 9,847,943.00     | 21,647,880.00      |

## CORPORACIÓN SOCIAL DE CUNDINAMARCA

899.999.421-7

CONTABILIDAD

BALANCE DE PRUEBA GENERAL

CORRESPONDIENTE A: MAYO DE '2016'

Fecha: 17/06/2016

Hora: 14:32:14

Pag. 3

Rep.: CNT082

| CUENTA     | DESCRIPCION                            | SALDO ANTERIOR     | DEBITO         | CREDITO          | NUOVO SALDO        |
|------------|--|--------------------|----------------|------------------|--------------------|
| 14709002   | Incapacidades Personal                 | 38,666,160.00      | 9,660,388.00   | 3,038,706.00     | 45,267,842.00      |
| 1475       | DEUDAS DE DIFICIL COBRO                | 4,663,883,468.00   | 358,655,510.00 | 199,711,175.00   | 4,822,827,803.00   |
| 147502     | Prestamos Concedidos                   | 4,663,883,468.00   | 358,655,510.00 | 199,711,175.00   | 4,822,827,803.00   |
| 14750201   | Prestamo Educativo                     | 80,559,149.00      | 14,400,864.00  | 8,502,471.00     | 86,457,542.00      |
| 1475020101 | Capital Educativo                      | 57,779,956.00      | 10,610,230.00  | 6,739,484.00     | 61,650,702.00      |
| 1475020102 | Interes Corriente                      | 12,653,488.00      | 1,766,533.00   | 564,834.00       | 13,855,187.00      |
| 1475020103 | Interes de Mora                        | 6,765,182.00       | 1,768,968.00   | 1,115,178.00     | 9,438,972.00       |
| 1475020104 | Seguro de Vida                         | 1,360,523.00       | 235,133.00     | 82,975.00        | 1,512,681.00       |
| 14750202   | Prestamo Vivienda Hipotecario          | 3,705,651,931.00   | 248,825,953.00 | 112,633,322.00   | 3,841,844,562.00   |
| 1475020201 | Capital Vivienda hipotecario           | 1,300,024,085.00   | 102,903,033.00 | 38,733,765.00    | 1,364,183,353.00   |
| 1475020202 | Interes Corriente                      | 1,231,098,436.00   | 70,043,698.00  | 45,867,275.00    | 1,256,174,859.00   |
| 1475020203 | Interes de Mora                        | 1,011,899,498.00   | 64,426,360.00  | 22,343,275.00    | 1,053,981,583.00   |
| 1475020204 | Seguro de Vida                         | 104,100,397.00     | 7,186,306.00   | 3,826,362.00     | 107,480,341.00     |
| 1475020205 | Seguro de Incendio                     | 49,685,921.00      | 3,678,933.00   | 1,605,740.00     | 51,758,114.00      |
| 1475020206 | Iva Seguro de Incendio                 | 7,943,594.00       | 588,623.00     | 296,906.00       | 8,275,312.00       |
| 14750203   | Prestamo Especial de Vivienda          | 133,127,081.00     | 9,591,381.00   | 9,455,518.00     | 133,262,844.00     |
| 1475020301 | Capital Especial de Vivienda           | 69,910,716.00      | 2,596,201.00   | 3,477,071.00     | 69,028,646.00      |
| 1475020302 | Interes Corriente                      | 23,486,796.00      | 302,273.00     | 223,583.00       | 23,565,486.00      |
| 1475020303 | Interes de Mora                        | 36,825,156.00      | 6,008,021.00   | 5,065,465.00     | 37,768,722.00      |
| 1475020304 | Seguro de Vida                         | 2,904,413.00       | 684,886.00     | 689,409.00       | 2,899,850.00       |
| 14750204   | Prestamo Extraordinario de Vivienda    | 0.00               | 390,821.00     | 390,821.00       | 0.00               |
| 1475020403 | Interes de Mora                        | 0.00               | 54,076.00      | 54,076.00        | 0.00               |
| 1475020404 | Seguro de Vida                         | 0.00               | 336,745.00     | 336,745.00       | 0.00               |
| 14750205   | Prestamo Ordinario                     | 557,142,469.00     | 70,837,369.00  | 60,155,609.00    | 567,624,169.00     |
| 1475020501 | Capital Ordinario                      | 399,333,582.00     | 51,087,226.00  | 41,785,047.00    | 408,635,761.00     |
| 1475020502 | Interes Corriente                      | 79,966,637.00      | 10,627,678.00  | 9,296,980.00     | 81,337,335.00      |
| 1475020503 | Interes de Mora                        | 66,462,885.00      | 7,351,385.00   | 7,982,757.00     | 66,831,513.00      |
| 1475020504 | Seguro de Vida                         | 10,794,521.00      | 1,571,020.00   | 971,216.00       | 11,394,325.00      |
| 1475020505 | Seguro de incendio                     | 504,174.00         | 0.00           | 137,594.00       | 366,580.00         |
| 1475020506 | Iva Seguro de incendio                 | 80,670.00          | 0.00           | 22,015.00        | 58,655.00          |
| 14750206   | Prestamo Adquisición Vehículo Diputado | 0.00               | 201,457.00     | 201,457.00       | 0.00               |
| 1475020604 | Seguro de Vida                         | 0.00               | 201,457.00     | 201,457.00       | 0.00               |
| 14750207   | Prestamo Corpoagil                     | 2,660,048.00       | 41,821.00      | 0.00             | 2,701,869.00       |
| 1475020701 | Capital Corpoagil                      | 2,331,561.00       | 0.00           | 0.00             | 2,331,561.00       |
| 1475020702 | Interés Corriente                      | 28,482.00          | 0.00           | 0.00             | 28,482.00          |
| 1475020703 | Interés de Mora                        | 284,753.00         | 40,466.00      | 0.00             | 325,219.00         |
| 1475020704 | Seguro de Vida                         | 15,252.00          | 1,355.00       | 0.00             | 16,607.00          |
| 14750209   | Prestamo Vehículo Afiliados            | 184,398,296.00     | 14,565,904.00  | 8,371,977.00     | 190,592,223.00     |
| 1475020901 | Capital Vehículo Afiliados             | 92,758,611.00      | 3,079,164.00   | 1,014,458.00     | 94,823,317.00      |
| 1475020902 | Interés Corriente                      | 33,298,014.00      | 1,080,311.00   | 0.00             | 34,378,325.00      |
| 1475020903 | Interés de Mora                        | 30,614,356.00      | 8,827,073.00   | 6,539,061.00     | 32,902,348.00      |
| 1475020904 | Seguro de Vida                         | 2,821,370.00       | 851,200.00     | 776,948.00       | 2,095,622.00       |
| 1475020905 | Seguro de Todo Riesgo                  | 21,470,666.00      | 627,721.00     | 35,767.00        | 22,082,609.00      |
| 1475020906 | Iva seguro todo riesgo                 | 3,435,290.00       | 100,435.00     | 5,723.00         | 3,830,002.00       |
| 14750215   | Prestamo Calamidad                     | 344,494.00         | 0.00           | 0.00             | 344,494.00         |
| 1475021501 | Capital Calamidad                      | 107,899.00         | 0.00           | 0.00             | 107,899.00         |
| 1475021502 | Interes Corriente                      | 5,913.00           | 0.00           | 0.00             | 5,913.00           |
| 1475021503 | Interes de Mora                        | 224,087.00         | 0.00           | 0.00             | 224,087.00         |
| 1475021504 | Seguro de Vida                         | 6,695.00           | 0.00           | 0.00             | 6,695.00           |
| 1480       | PROVISION PARA DEUDORES (CR)           | -16,461,153,518.00 | 175,531,520.00 | 1,476,417,555.00 | -17,762,039,553.00 |
| 148090     | Provision Otros Deudores               | -16,461,153,518.00 | 175,531,520.00 | 1,476,417,555.00 | -17,762,039,553.00 |

## CORPORACIÓN SOCIAL DE CUNDINAMARCA

899.999.421-7

CONTABILIDAD

BALANCE DE PRUEBA GENERAL

CORRESPONDIENTE A: MAYO DE '2016'

Fecha: 17/06/2016

Hora: 14:32:14

Pag. 4

Rep.: CNT082

| CUENTA   | DESCRIPCION                              | SALDO ANTERIOR     | DEBITO         | CREDITO          | NUEVO SALDO        |
|----------|--|--------------------|----------------|------------------|--------------------|
| 14809001 | Prestamos Vivienda Hipotecario           | -12,644,859,846.00 | 0.00           | 1,115,739,963.00 | -13,760,599,809.00 |
| 14809002 | Prestamo Especial de Vivienda            | -244,032,016.00    | 24,641,353.00  | 9,200,046.00     | -228,590,709.00    |
| 14809003 | Prestamo Extraordinario de Vivienda      | 0.00               | 390,821.00     | 390,821.00       | 0.00               |
| 14809004 | Prestamo Ordinario                       | -1,946,034,875.00  | 105,866,558.00 | 85,869,727.00    | -1,926,038,044.00  |
| 14809005 | Prestamo Educativo                       | -296,462,479.00    | 3,383,503.00   | 41,159,985.00    | -336,228,961.00    |
| 14809006 | Prestamo Vehiculo Diputados              | 0.00               | 201,457.00     | 201,457.00       | 0.00               |
| 14809007 | Prestamos Recreacion                     | 0.00               | 2,613.00       | 2,613.00         | 0.00               |
| 14809008 | Prestamo de Calamidad                    | -344,494.00        | 25,145.00      | 25,145.00        | -344,494.00        |
| 14809009 | Prestamo Computador                      | -6,930.00          | 1,092,651.00   | 1,086,721.00     | 0.00               |
| 14809010 | Prestamo Vehiculo Afiliados              | -361,654,510.00    | 22,706,540.00  | 18,839,613.00    | -357,587,583.00    |
| 14809011 | Prestamo Corpoagil                       | -3,228,765.00      | 387,076.00     | 229,589.00       | -3,061,278.00      |
| 14809012 | Prestamo Credicorp                       | -15,480,340.00     | 13,135,125.00  | 4,980,703.00     | -7,325,916.00      |
| 14809014 | Prestamo Credilya                        | 0.00               | 22,391.00      | 22,391.00        | 0.00               |
| 14809015 | Prestamo Corpoya                         | 0.00               | 485,351.00     | 485,351.00       | 0.00               |
| 14809016 | Prestamo Corpo35                         | 0.00               | 476,029.00     | 476,029.00       | 0.00               |
| 14809017 | Prestamo Credicorp Hipotecario           | -4,429,791.00      | 69,634.00      | 0.00             | -4,360,157.00      |
| 14809030 | Provisión General Prést. por Ventanilla  | -390,337,334.00    | 366,461.00     | 51,167,787.00    | -411,118,000.00    |
| 14809031 | Provisión General Prést. por Pagaduría   | -562,293,338.00    | 2,248,812.00   | 146,739,614.00   | -686,764,140.00    |
| 16       | PROPIEDADES, PLANTA Y EQUIPO             | 1,499,413,859.47   | 20,821,994.00  | 29,573,898.79    | 1,499,661,954.68   |
| 1605     | TERRENOS                                 | 28,020,250.00      | 0.00           | 0.00             | 28,020,250.00      |
| 160501   | Urbanos                                  | 28,020,250.00      | 0.00           | 0.00             | 28,020,250.00      |
| 16050101 | Terreno Calle 39A 18 05                  | 25,220,250.00      | 0.00           | 0.00             | 25,220,250.00      |
| 16050102 | Terreno Tv. 29A 35A 64                   | 2,800,000.00       | 0.00           | 0.00             | 2,800,000.00       |
| 1635     | BIENES MUEBLES EN BODEGA                 | 436,401,888.07     | 19,863,714.00  | 7,597,280.00     | 468,668,322.07     |
| 163501   | Maquinaria y Equipo                      | 350,000.00         | 0.00           | 0.00             | 350,000.00         |
| 16350101 | Herramientas y Accesorios                | 350,000.00         | 0.00           | 0.00             | 350,000.00         |
| 163503   | Muebles, Enseres y Equipo de Oficina     | 186,849,049.07     | 2,969,600.00   | 0.00             | 186,819,549.07     |
| 16350301 | Muebles y Enseres                        | 78,906,965.07      | 2,598,400.00   | 0.00             | 81,505,365.07      |
| 16350303 | Equipo de Oficina                        | 106,942,964.00     | 371,200.00     | 0.00             | 107,314,164.00     |
| 163504   | Equipo de Comunicación y Computación     | 242,199,039.00     | 16,795,514.00  | 7,240,000.00     | 251,754,553.00     |
| 16350401 | Equipo de Comunicación                   | 89,166,038.00      | 311,925.00     | 0.00             | 89,477,963.00      |
| 16350402 | Hardware                                 | 148,012,125.00     | 9,844,589.00   | 601,000.00       | 157,255,714.00     |
| 16350403 | Software                                 | 5,020,876.00       | 6,639,000.00   | 6,639,000.00     | 5,020,876.00       |
| 163505   | Equipo de Transporte, Tracción y Elevaci | 5,057,600.00       | 0.00           | 0.00             | 5,057,600.00       |
| 16350501 | Equipo de Transporte                     | 5,057,600.00       | 0.00           | 0.00             | 5,057,600.00       |
| 163511   | Equipo de comedor, cocina, despensa y h  | 2,945,300.00       | 98,600.00      | 357,260.00       | 2,686,620.00       |
| 1637     | PROPIEDADES PLANTA Y EQUIPO NO           | 364,548,712.74     | 0.00           | 0.00             | 364,548,712.74     |
| 163710   | Equipo de Comunicación y Computación     | 364,548,712.74     | 0.00           | 0.00             | 364,548,712.74     |
| 16371001 | Equipo de Comunicación                   | 1,564,758.01       | 0.00           | 0.00             | 1,564,758.01       |
| 16371002 | Hardware                                 | 362,983,954.73     | 0.00           | 0.00             | 362,983,954.73     |
| 1640     | EDIFICACIONES                            | 293,460,922.00     | 0.00           | 0.00             | 293,460,922.00     |
| 164001   | Edificios y Casas                        | 293,460,922.00     | 0.00           | 0.00             | 293,460,922.00     |
| 16400101 | Sede Calle 39A 18 05                     | 222,462,079.00     | 0.00           | 0.00             | 222,462,079.00     |
| 16400102 | Sede Tv 29A 35A 64                       | 70,998,843.00      | 0.00           | 0.00             | 70,998,843.00      |
| 1655     | MAQUINARIA Y EQUIPO                      | 231,724.00         | 0.00           | 0.00             | 231,724.00         |
| 165511   | Herramientas y Accesorios                | 231,724.00         | 0.00           | 0.00             | 231,724.00         |
| 16551101 | Herramientas y accesorios                | 231,724.00         | 0.00           | 0.00             | 231,724.00         |
| 1665     | MUEBLES, ENSERES Y EQUIPO DE             | 470,900,885.85     | 0.00           | 2,969,600.00     | 467,931,285.85     |
| 166501   | Muebles y Enseres                        | 356,330,104.76     | 0.00           | 2,598,400.00     | 353,731,704.76     |
| 166502   | Equipo y Máquina de Oficina              | 114,170,781.09     | 0.00           | 371,200.00       | 113,799,581.09     |
| 1670     | EQUIPO DE COMUNICACION Y                 | 1,282,632,873.44   | 601,000.00     | 9,966,514.00     | 1,273,267,359.44   |

## CORPORACIÓN SOCIAL DE CUNDINAMARCA

899.999.421-7

CONTABILIDAD

BALANCE DE PRUEBA GENERAL

CORRESPONDIENTE A: MAYO DE '2016'

Fecha: 17/06/2016

Hora: 14:32:14

Pag. 5

Rep.: CNT082

| CUENTA     | DESCRIPCION                             | SALDO ANTERIOR    | DEBITO            | CREDITO           | NUEVO SALDO       |
|------------|---|-------------------|-------------------|-------------------|-------------------|
| 167001     | Equipo de Comunicación                  | 285,836,915.53    | 0.00              | 311,825.00        | 285,524,990.53    |
| 167002     | Equipo de Computación                   | 996,795,957.91    | 601,000.00        | 9,654,589.00      | 987,742,366.91    |
| 1675       | EQUIPO DE TRANSPORTE, TRACCION          | 431,526,295.00    | 0.00              | 0.00              | 431,526,295.00    |
| 167502     | Terrestre                               | 431,526,295.00    | 0.00              | 0.00              | 431,526,295.00    |
| 1680       | Equipo de Comedor, Cocina y Despensa    | 6,543,000.00      | 357,280.00        | 98,600.00         | 6,801,680.00      |
| 168002     | Equipo de Restaurante y Cafeteria       | 6,543,000.00      | 357,280.00        | 98,600.00         | 6,801,680.00      |
| 16800201   | Elementos de Comedor                    | 6,543,000.00      | 357,280.00        | 98,600.00         | 6,801,680.00      |
| 1685       | DEPRECIACION ACUMULADA (CR)             | -1,814,542,691.63 | 0.00              | 8,941,904.79      | -1,823,484,586.42 |
| 168501     | Edificaciones                           | -215,683,960.84   | 0.00              | 489,084.87        | -216,173,045.71   |
| 16850101   | Sede Calle 35A 18 05                    | -168,461,077.24   | 0.00              | 489,084.87        | -168,950,162.11   |
| 16850102   | Sede TV 29A 35A 64                      | -47,222,883.60    | 0.00              | 0.00              | -47,222,883.60    |
| 168506     | Muebles, Enseres y Equipo de Oficina    | -235,209,733.19   | 0.00              | 1,285,384.69      | -236,495,117.88   |
| 16850601   | Muebles, Enseres Corsocun               | -156,780,882.93   | 0.00              | 821,858.15        | -157,602,741.08   |
| 16850602   | Equipo de Oficina Corsocun              | -78,428,850.26    | 0.00              | 463,526.54        | -78,892,376.80    |
| 168507     | Equipo de Comunicación y Computación    | -1,055,922,900.87 | 0.00              | 4,332,581.95      | -1,060,255,482.52 |
| 16850701   | Equipo de Comunicación                  | -99,169,620.96    | 0.00              | 30,270.63         | -99,199,891.59    |
| 16850702   | Equipo de Computación                   | -956,753,279.61   | 0.00              | 4,302,311.32      | -961,055,590.93   |
| 168508     | Equipo de Transporte, Traccion y elevac | -307,726,097.03   | 0.00              | 2,634,853.28      | -310,560,950.31   |
| 19         | OTROS ACTIVOS                           | 5,029,640,162.41  | 19,007,145.00     | 15,846,927.85     | 5,033,000,379.56  |
| 1910       | CARGOS DIFERIDOS                        | 353,329,058.46    | 12,368,145.00     | 13,290,085.00     | 362,407,118.46    |
| 191001     | Materiales y suministros                | 353,329,058.46    | 12,368,145.00     | 13,290,085.00     | 362,407,118.46    |
| 19100101   | Materiales y suministros Almacén        | 353,329,058.46    | 12,368,145.00     | 13,290,085.00     | 362,407,118.46    |
| 1920       | BIENES ENTREGADOS A TERCEROS            | 161,507,379.00    | 0.00              | 0.00              | 161,507,379.00    |
| 192005     | Bienes Muebles en Comodato              | 161,507,379.00    | 0.00              | 0.00              | 161,507,379.00    |
| 19200501   | Guardería Cunditos                      | 161,507,379.00    | 0.00              | 0.00              | 161,507,379.00    |
| 1920050101 | Bienes Muebles en Comodato              | 71,906,458.00     | 0.00              | 0.00              | 71,906,458.00     |
| 1920050102 | Elementos devolutivos                   | 89,600,921.00     | 0.00              | 0.00              | 89,600,921.00     |
| 1925       | AMORTIZACION ACUMULADA DE B             | -152,714,061.06   | 0.00              | 0.00              | -152,714,061.06   |
| 192505     | Bienes Muebles en Comodato              | -152,714,061.06   | 0.00              | 0.00              | -152,714,061.06   |
| 19250501   | Guardería Cunditos                      | -152,714,061.06   | 0.00              | 0.00              | -152,714,061.06   |
| 1960       | Bienes de Arte y Cultura                | 68,000.00         | 0.00              | 0.00              | 68,000.00         |
| 196007     | Libros y publicaciones                  | 68,000.00         | 0.00              | 0.00              | 68,000.00         |
| 19600701   | Libros                                  | 68,000.00         | 0.00              | 0.00              | 68,000.00         |
| 1970       | INTANGIBLES                             | 954,729,892.02    | 6,639,000.00      | 0.00              | 961,368,892.02    |
| 197007     | Licencias                               | 954,729,892.02    | 6,639,000.00      | 0.00              | 961,368,892.02    |
| 1975       | AMORTIZACION INTANGIBLES (CR)           | -702,875,505.86   | 0.00              | 2,356,842.85      | -702,875,505.86   |
| 197507     | Licencias                               | -702,875,505.86   | 0.00              | 2,356,842.85      | -702,875,505.86   |
| 1999       | VALORIZACIONES                          | 4,413,238,557.00  | 0.00              | 0.00              | 4,413,238,557.00  |
| 199952     | Terrenos                                | 2,115,890,982.00  | 0.00              | 0.00              | 2,115,890,982.00  |
| 19995201   | Edificio calle 39a 18-05                | 1,301,088,227.00  | 0.00              | 0.00              | 1,301,088,227.00  |
| 19995202   | Transversal 29a 35a-64                  | 814,802,755.00    | 0.00              | 0.00              | 814,802,755.00    |
| 199962     | Edificaciones                           | 2,297,347,575.00  | 0.00              | 0.00              | 2,297,347,575.00  |
| 19996201   | Edificio calle 39a 18-05                | 1,567,105,755.00  | 0.00              | 0.00              | 1,567,105,755.00  |
| 19996202   | Transversal 29a 35a-64                  | 730,241,820.00    | 0.00              | 0.00              | 730,241,820.00    |
| 2          | PASIVO                                  | 36,811,083,676.36 | 17,425,225,774.24 | 13,646,361,606.76 | 33,032,229,710.88 |
| 24         | CUENTAS POR PAGAR                       | 34,741,128,546.65 | 16,855,987,629.24 | 13,009,291,511.76 | 30,894,432,432.17 |
| 2401       | ADQUISICION DE BIENES Y SERVICIOS       | 3,595,254,522.13  | 5,094,502,423.00  | 4,612,164,399.00  | 3,112,916,498.13  |
| 240101     | Bienes y Servicios                      | 3,595,254,522.13  | 5,094,502,423.00  | 4,612,164,399.00  | 3,112,916,498.13  |
| 24010101   | Proveedores de bienes                   | 112,113,310.00    | 37,843,018.00     | 49,068,114.00     | 123,338,415.00    |
| 24010102   | Prestación de servicios                 | 260,477,554.00    | 411,648,055.00    | 180,982,575.00    | 29,812,074.00     |
| 24010103   | Cuentas por Pagar Tesorería             | 3,222,663,649.13  | 4,845,011,350.00  | 4,382,113,710.00  | 2,959,766,009.13  |



## CORPORACIÓN SOCIAL DE CUNDINAMARCA

899.999.421-7

CONTABILIDAD

BALANCE DE PRUEBA GENERAL

CORRESPONDIENTE A: MAYO DE '2016'

Fecha: 17/06/2016

Hora: 14:32:15

Pag. 6

Rep.: CNT082

| CUENTA   | DESCRIPCION                              | SALDO ANTERIOR | DEBITO         | CREDITO        | NUEVO SALDO    |
|----------|--|----------------|----------------|----------------|----------------|
| 2425     | ACREEDORES                               | 329,056,258.00 | 174,517,351.76 | 174,966,308.76 | 329,505,215.00 |
| 242504   | Servicios Públicos                       | 0.00           | 10,467,308.76  | 10,467,308.76  | 0.00           |
| 24250401 | Energia                                  | 0.00           | 3,175,755.00   | 3,175,755.00   | 0.00           |
| 24250402 | Acueducto y Aseo                         | 0.00           | 196,720.00     | 196,720.00     | 0.00           |
| 24250403 | Servicio de Teléfonos                    | 0.00           | 1,900,730.00   | 1,900,730.00   | 0.00           |
| 24250404 | Servicio Teléfonos Celulares             | 0.00           | 993,863.76     | 993,863.76     | 0.00           |
| 24250405 | Servicio de Internet                     | 0.00           | 4,200,240.00   | 4,200,240.00   | 0.00           |
| 242507   | Arrendamientos                           | 0.00           | 72,605,838.00  | 72,605,838.00  | 0.00           |
| 242510   | Seguros                                  | 0.00           | 980,206.00     | 980,206.00     | 0.00           |
| 24251001 | Póliza Seguro de Vida Funcionarios       | 0.00           | 980,206.00     | 980,206.00     | 0.00           |
| 242518   | Aportes a Fondos Pensionales             | 0.00           | 37,006,500.00  | 37,006,500.00  | 0.00           |
| 24251801 | Apor Pensiones a Fondos Públicos         | 0.00           | 21,785,700.00  | 21,785,700.00  | 0.00           |
| 24251802 | Aportes a Fondos Privados                | 0.00           | 15,220,800.00  | 15,220,800.00  | 0.00           |
| 242519   | Aportes a Seguridad Social en Salud      | 0.00           | 27,588,400.00  | 27,588,400.00  | 0.00           |
| 24251902 | Aportes salud fondos privados            | 0.00           | 27,588,400.00  | 27,588,400.00  | 0.00           |
| 242520   | Aportes al I.C.B.F., SENA y Cajas de Com | 905,850.00     | 21,765,150.00  | 20,908,260.00  | 48,960.00      |
| 24252001 | Aportes al I.C.B.F.                      | 301,950.00     | 7,255,050.00   | 6,969,420.00   | 16,320.00      |
| 24252002 | Aporte al SENA                           | 201,300.00     | 4,636,700.00   | 4,646,280.00   | 10,080.00      |
| 24252003 | Aporte a Caja de Compensación Familiar   | 402,600.00     | 9,873,400.00   | 9,292,560.00   | 21,760.00      |
| 242521   | Sindicatos                               | 0.00           | 16,777.00      | 16,777.00      | 0.00           |
| 24252101 | Sintragobernaciones                      | 0.00           | 16,777.00      | 16,777.00      | 0.00           |
| 242524   | Embargos Judiciales                      | 0.00           | 1,285,498.00   | 1,285,498.00   | 0.00           |
| 242529   | Cheques no Cobrados o por Reclamar       | 162,724,681.00 | 0.00           | 0.00           | 162,724,681.00 |
| 24252901 | Relación Cheques Anulados                | 162,724,681.00 | 0.00           | 0.00           | 162,724,681.00 |
| 242532   | Aporte Riesgos Profesionales             | 0.00           | 1,174,200.00   | 1,174,200.00   | 0.00           |
| 24253201 | Aportes Riesgos Prof Públicos            | 0.00           | 1,174,200.00   | 1,174,200.00   | 0.00           |
| 242533   | Fondo de Solidaridad y Garantía en salud | 0.00           | 1,620,600.00   | 1,620,600.00   | 0.00           |
| 24253303 | Aportes funcionarios-Fondo de Solidarid  | 0.00           | 1,620,600.00   | 1,620,600.00   | 0.00           |
| 242590   | Otros Acreedores                         | 165,425,727.00 | 6,874.00       | 1,312,721.00   | 166,731,574.00 |
| 24259002 | Acreedores varios                        | 143,894,291.00 | 0.00           | 0.00           | 143,894,291.00 |
| 24259015 | Cheques Devueltos por Reconsignar        | 21,354,022.00  | 0.00           | 0.00           | 21,354,022.00  |
| 24259016 | Fondos de Salud y pension antes.         | 177,414.00     | 6,874.00       | 1,312,721.00   | 1,483,261.00   |
| 2436     | RETENCION FUENTE E IMPT DE               | 7,386,557.00   | 7,392,240.00   | 12,582,687.00  | 12,577,004.00  |
| 243603   | Retención por Honorarios                 | 2,795,455.00   | 2,795,000.00   | 3,711,280.00   | 3,711,735.00   |
| 243605   | Retención por Servicios                  | 32,943.00      | 33,000.00      | 291,929.00     | 291,872.00     |
| 243608   | Retención por Compras                    | 0.00           | 0.00           | 262,006.00     | 262,006.00     |
| 243615   | A empleados artículo 383 ET              | 3,389,159.00   | 3,389,000.00   | 3,704,411.00   | 3,704,570.00   |
| 243616   | A empleados artículo 384 ET              | 1,199,000.00   | 1,169,000.00   | 849,700.00     | 849,700.00     |
| 243625   | Impuesto a Ventas Retenido por Consignar | 0.00           | 6,240.00       | 3,763,361.00   | 3,757,121.00   |
| 24362501 | Impuesto a las Ventas Retenido Régimen   | 0.00           | 0.00           | 1,928,539.00   | 1,928,539.00   |
| 24362502 | Impuesto a las Ventas Retenido Régimen   | 0.00           | 6,240.00       | 1,834,822.00   | 1,828,582.00   |
| 2440     | IMPUESTOS, CONTRIBUCIONES Y              | 1,812,020.00   | 9,600,256.00   | 20,049,988.00  | 12,261,752.00  |
| 244004   | Impuesto de Industria y Comercio         | 597,174.00     | 597,000.00     | 1,523,856.00   | 1,524,030.00   |
| 24400401 | Retención ICA por compras                | 0.00           | 0.00           | 163,150.00     | 163,150.00     |
| 24400402 | Retencion ICA por servicios              | 597,174.00     | 597,000.00     | 1,360,706.00   | 1,360,880.00   |
| 244014   | Cuotas de fiscalización y audillaje      | 0.00           | 5,829,410.00   | 5,829,410.00   | 0.00           |
| 244016   | Impuesto sobre vehículos automotores     | 0.00           | 1,959,000.00   | 1,959,000.00   | 0.00           |
| 244080   | Otros Impuestos Departamentales          | 1,214,846.00   | 1,214,846.00   | 10,737,722.00  | 10,737,722.00  |
| 24408001 | Prodesarrollo                            | 319,959.00     | 319,959.00     | 2,846,594.00   | 2,846,594.00   |
| 24408003 | Proelectrificación (Fijo)                | 15,000.00      | 15,000.00      | 63,000.00      | 63,000.00      |
| 24408006 | ProHospitales 2%                         | 319,959.00     | 319,959.00     | 2,846,594.00   | 2,846,594.00   |

## CORPORACIÓN SOCIAL DE CUNDINAMARCA

899.999.421-7

CONTABILIDAD

BALANCE DE PRUEBA GENERAL

CORRESPONDIENTE A: MAYO DE '2016'

Fecha: 17/06/2016

Hora: 14:32:16

Pag. 7

Rep.: CNT082

| CUENTA   | DESCRIPCION                            | SALDO ANTERIOR    | DEBITO           | CREDITO          | NUEVO SALDO       |
|----------|--|-------------------|------------------|------------------|-------------------|
| 24408007 | Procultura 1%                          | 159,979.00        | 159,979.00       | 1,423,295.00     | 1,423,295.00      |
| 24408009 | Prodesarrollo Universidad              | 79,990.00         | 79,990.00        | 711,645.00       | 711,645.00        |
| 24408010 | Estamp. Bienestar del Adulto Mayor     | 319,959.00        | 319,959.00       | 2,846,594.00     | 2,846,594.00      |
| 2453     | RECURSOS RECIBIDOS EN                  | 19,912,900,468.60 | 2,613,523,637.00 | 2,340,754.00     | 17,301,717,585.60 |
| 245301   | En Administración                      | 19,912,900,468.60 | 2,613,523,637.00 | 2,340,754.00     | 17,301,717,585.60 |
| 24530101 | Depositos por ahorros                  | 19,912,900,468.60 | 2,613,523,637.00 | 2,340,754.00     | 17,301,717,585.60 |
| 2455     | DEPOSITOS RECIBIDOS DE TERCEROS        | 6,394,763,767.10  | 8,603,713,565.48 | 8,124,429,026.00 | 5,915,479,227.62  |
| 245590   | Otros Depósitos                        | 6,394,763,767.10  | 8,603,713,565.48 | 8,124,429,026.00 | 5,915,479,227.62  |
| 24559001 | Cuentas por Desglosar Pagadurías       | 1,759,190,550.03  | 4,259,960,174.00 | 4,069,255,875.00 | 1,568,486,251.03  |
| 24559006 | Depósitos varios                       | 3,990,803,379.07  | 4,330,788,411.48 | 4,054,170,172.00 | 3,705,185,139.59  |
| 24559010 | Cuotas descontadas demás por Ahorros   | 644,769,838.00    | 3,964,980.00     | 1,002,979.00     | 641,807,837.00    |
| 2490     | OTRAS CUENTAS POR PAGAR                | 4,499,954,956.82  | 352,738,156.00   | 62,758,349.00    | 4,209,975,149.82  |
| 249007   | Cuentas en Participación               | 4,499,954,956.82  | 352,738,156.00   | 62,758,349.00    | 4,209,975,149.82  |
| 24900701 | Intereses sobre ahorros                | 4,499,954,956.82  | 352,738,156.00   | 62,758,349.00    | 4,209,975,149.82  |
| 25       | OBLIGACIONES LABORALES Y DE            | 16,266,194.00     | 329,751,255.00   | 330,845,566.00   | 17,360,505.00     |
| 2505     | SALARIOS Y PRESTACIONES                | 16,266,194.00     | 329,751,255.00   | 330,845,566.00   | 17,360,505.00     |
| 250501   | Nómina por Pagar                       | 0.00              | 253,955,251.00   | 253,955,251.00   | 0.00              |
| 250502   | Cesantías                              | 0.00              | 16,331,669.00    | 16,331,669.00    | 0.00              |
| 250503   | Intereses Sobre Cesantías              | 0.00              | 9,780.00         | 9,780.00         | 0.00              |
| 250504   | Vacaciones                             | 0.00              | 12,442,598.00    | 12,442,598.00    | 0.00              |
| 250505   | Prima de Vacaciones                    | 0.00              | 8,489,274.00     | 8,489,274.00     | 0.00              |
| 250507   | Prima de Navidad                       | 0.00              | 547,912.00       | 547,912.00       | 0.00              |
| 250512   | Bonificación                           | 0.00              | 1,021,486.00     | 1,021,486.00     | 0.00              |
| 250515   | Otras Primas                           | 0.00              | 3,056,220.00     | 3,056,220.00     | 0.00              |
| 25051501 | Prima Técnica                          | 0.00              | 3,056,220.00     | 3,056,220.00     | 0.00              |
| 250590   | Otros Salarios y Prestaciones Sociales | 16,266,194.00     | 33,897,065.00    | 34,991,376.00    | 17,360,505.00     |
| 25059001 | Horas Extras y Días Feriados           | 0.00              | 838,848.00       | 838,848.00       | 0.00              |
| 25059002 | Sobresueldos                           | 0.00              | 9,989,260.00     | 9,989,260.00     | 0.00              |
| 25059004 | Incapacidades por Pagar                | 16,266,194.00     | 0.00             | 1,094,311.00     | 17,360,505.00     |
| 25059005 | Bonificación por Servicios Prestados   | 0.00              | 23,068,957.00    | 23,068,957.00    | 0.00              |
| 27       | PASIVOS ESTIMADOS                      | 1,012,531,359.68  | 44,448,037.00    | 105,573,834.00   | 1,073,657,156.68  |
| 2715     | PROVISION PARA PRESTACIONES            | 1,012,531,359.68  | 44,448,037.00    | 105,573,834.00   | 1,073,657,156.68  |
| 271501   | Cesantías                              | 49,952,086.00     | 553,594.00       | 12,366,395.00    | 61,764,877.00     |
| 271502   | Intereses Sobre Cesantías              | 71,118,000.00     | 9,780.00         | 1,484,563.00     | 72,592,763.00     |
| 271503   | Vacaciones                             | 34,297,136.00     | 12,442,598.00    | 15,388,473.00    | 37,243,011.00     |
| 271504   | Prima de Servicios                     | 80,598,141.00     | 0.00             | 9,839,231.00     | 90,237,372.00     |
| 271506   | Prima de Vacaciones                    | 698,415,912.68    | 8,489,274.00     | 24,551,459.00    | 714,478,097.68    |
| 271507   | Bonificaciones                         | 0.00              | 22,404,879.00    | 22,404,879.00    | 0.00              |
| 27150702 | Bonificación por Servicios Prestados   | 0.00              | 22,404,879.00    | 22,404,879.00    | 0.00              |
| 271509   | Prima de Navidad                       | 78,150,084.00     | 547,912.00       | 19,738,844.00    | 97,341,016.00     |
| 29       | OTROS PASIVOS                          | 1,041,167,773.03  | 195,038,853.00   | 200,650,697.00   | 1,046,779,617.03  |
| 2905     | RECAUDOS A FAVOR DE TERCEROS           | 1,041,167,773.03  | 195,038,853.00   | 200,650,697.00   | 1,046,779,617.03  |
| 290509   | Seguros Sobre Prestamos                | 1,041,167,773.03  | 195,038,853.00   | 200,650,697.00   | 1,046,779,617.03  |
| 29050901 | Seguro de vida Vivienda                | 4,804,201.00      | 83,125.00        | 0.00             | 4,721,076.00      |
| 29050902 | Seguro vivienda incendio y otros       | 2,019,352.00      | 58,788.00        | 0.00             | 1,960,564.00      |
| 29050903 | Iva sobre incendio y Otros             | 312,803.00        | 9,406.00         | 0.00             | 303,397.00        |
| 29050904 | Seguro de vida Ordinario               | 643,745.00        | 0.00             | 34,188.00        | 677,933.00        |
| 29050905 | Seguro de Vida Educativo               | 2,938.00          | 2,938.00         | 19,926.00        | 19,926.00         |
| 29050907 | Seguro de vida Computadores            | 8,726.00          | 0.00             | 0.00             | 8,726.00          |
| 29050908 | Seguro de vida Vehiculos               | 23,999.00         | 0.00             | 0.00             | 23,999.00         |
| 29050909 | Seguro contra todo riesgo              | 9,958,453.00      | 0.00             | 0.00             | 9,958,453.00      |

## CORPORACIÓN SOCIAL DE CUNDINAMARCA

899.999.421-7

CONTABILIDAD

BALANCE DE PRUEBA GENERAL

CORRESPONDIENTE A: MAYO DE '2016'

Fecha: 17/06/2016

Hora: 14:32:18

Pag. 8

Rep.: CNT082

| CUENTA   | DESCRIPCION                               | SALDO ANTERIOR     | DEBITO         | CREDITO          | NUEVO SALDO        |
|----------|---|--------------------|----------------|------------------|--------------------|
| 29050910 | Iva sobre seguro contra todo riesgo       | 5,941,222.00       | 0.00           | 0.00             | 5,941,222.00       |
| 29050911 | Seguro de Vida Corpoagil                  | 169.00             | 0.00           | 0.00             | 169.00             |
| 29050916 | Renovación póliza de vida vivienda        | 535,542,905.00     | 106,407,596.00 | 107,943,203.00   | 540,378,415.00     |
| 29050917 | Renovación póliza de vivienda e incendio  | 392,823,757.00     | 54,352,669.00  | 53,809,835.00    | 392,080,923.00     |
| 29050918 | Renovación Iva sobre póliza de incendio   | 34,388,370.00      | 8,696,425.00   | 8,577,585.00     | 34,269,529.00      |
| 29050919 | Renovación póliza de vida ordinario       | 0.00               | 16,906,966.00  | 19,992,403.00    | 3,086,437.00       |
| 29050920 | Renovación Póliza vida educativo          | 1,626,866.00       | 1,466,835.00   | 1,709,108.00     | 1,860,139.00       |
| 29050921 | Renovación póliza de vida vehiculos Dipu  | 0.00               | 100,698.00     | 201,457.00       | 100,759.00         |
| 29050922 | Renovación póliza de vida Computadores    | 441,180.00         | 75,096.00      | 143,891.00       | 509,975.00         |
| 29050923 | Renovación póliza de vida Vehiculos afil  | 2,808,735.00       | 1,117,229.00   | 1,348,462.00     | 3,039,968.00       |
| 29050924 | Renovación póliza contra todo riesgo      | 17,429,338.00      | 4,406,551.00   | 4,257,418.00     | 17,280,205.00      |
| 29050925 | Renovación Iva contra todo riesgo         | 11,949,335.00      | 705,048.00     | 681,187.00       | 11,925,474.00      |
| 29050926 | Renovación corpoagil                      | 0.00               | 20,916.00      | 34,357.00        | 13,441.00          |
| 29050927 | Renovacion Corpoeducar                    | 236,501.00         | 0.00           | 0.00             | 236,501.00         |
| 29050928 | Renovacion Poliza de vida Credicorp       | 1,469,139.00       | 222,261.00     | 769,653.00       | 2,016,531.00       |
| 29050929 | Renovación créditos de calamidad          | 0.00               | 10,311.00      | 20,629.00        | 10,318.00          |
| 29050930 | Renovación seguro de vida crediya         | 0.00               | 2,163.00       | 4,313.00         | 2,160.00           |
| 29050932 | Renovación Crédito Corpo35                | 1,773,739.00       | 62,740.00      | 105,629.00       | 1,826,628.00       |
| 29050933 | Renovacion Seguro de vida Corpoya         | 12,609,903.00      | 74,322.00      | 148,795.00       | 12,684,376.00      |
| 29050934 | Renovacion póliza vida recreativo         | 0.00               | 1,308.00       | 2,613.00         | 1,307.00           |
| 29050938 | Renovación póliza de vida credicorp hipot | 5,015.00           | 30,473.00      | 30,473.00        | 5,015.00           |
| 29050939 | Renovación póliza incendio credicorp      | 179,663.00         | 0.00           | 20,669.00        | 205,352.00         |
| 29050940 | Renovación Iva incendio credicorp hipote  | 28,749.00          | 0.00           | 4,107.00         | 32,856.00          |
| 29050949 | Seguro de vida Hipot aportes dpto         | 173,813.00         | 173,813.00     | 238,883.00       | 238,883.00         |
| 29050950 | Seguro incendio hipoteca aportes dpto     | 63,091.00          | 63,091.00      | 128,202.00       | 128,202.00         |
| 29050951 | Iva sobre incendio hipot aportes dpto     | 10,095.00          | 10,096.00      | 20,512.00        | 20,511.00          |
| 29050952 | Renov póliza de vida hipot aportes dpto   | 215,704.00         | 0.00           | 356,907.00       | 572,611.00         |
| 29050953 | Renov póliza incendio hipot aportes dpto  | 152,026.00         | 0.00           | 208,010.00       | 360,036.00         |
| 29050954 | Renov Iva incendio hipot aporte dpto      | 24,324.00          | 0.00           | 33,282.00        | 57,606.00          |
| 3        | PATRIMONIO                                | 106,383,988,086.62 | 0.00           | 0.00             | 106,383,988,086.62 |
| 32       | PATRIMONIO INSTITUCIONAL                  | 106,383,988,086.62 | 0.00           | 0.00             | 106,383,988,086.62 |
| 3208     | CAPITAL FISCAL                            | 95,634,841,825.22  | 0.00           | 0.00             | 95,634,841,825.22  |
| 320801   | Capital Fiscal                            | 95,634,841,825.22  | 0.00           | 0.00             | 95,634,841,825.22  |
| 3215     | RESERVAS                                  | 8,955,079,344.85   | 0.00           | 0.00             | 8,955,079,344.85   |
| 321501   | Reservas de Ley                           | 8,955,079,344.85   | 0.00           | 0.00             | 8,955,079,344.85   |
| 3225     | RESULTADOS DE EJERCICIOS                  | -2,619,171,640.45  | 0.00           | 0.00             | -2,619,171,640.45  |
| 322502   | Pérdida o Déficit Acumulado               | -2,619,171,640.45  | 0.00           | 0.00             | -2,619,171,640.45  |
| 3240     | SUPERAVIT POR VALORIZACION                | 4,413,238,557.00   | 0.00           | 0.00             | 4,413,238,557.00   |
| 324062   | TERRENOS                                  | 2,115,890,982.00   | 0.00           | 0.00             | 2,115,890,982.00   |
| 32406201 | Calle 39a 18-05                           | 1,301,088,227.00   | 0.00           | 0.00             | 1,301,088,227.00   |
| 32406202 | Tv. 29a 35a-64                            | 814,802,755.00     | 0.00           | 0.00             | 814,802,755.00     |
| 324062   | EDIFICACIONES                             | 2,297,347,575.00   | 0.00           | 0.00             | 2,297,347,575.00   |
| 32406201 | Calle 39a 18-05                           | 1,567,105,755.00   | 0.00           | 0.00             | 1,567,105,755.00   |
| 32406202 | Tv. 29a-35a-64                            | 730,241,820.00     | 0.00           | 0.00             | 730,241,820.00     |
| 4        | INGRESOS                                  | 16,126,228,967.60  | 5,736,988.00   | 2,336,458,170.63 | 18,458,950,150.63  |
| 43       | VENTA DE SERVICIOS                        | 4,426,201,978.00   | 5,050,622.00   | 1,077,544,559.00 | 5,498,695,915.00   |
| 4390     | OTROS SERVICIOS                           | 4,426,201,978.00   | 5,050,622.00   | 1,077,544,559.00 | 5,498,695,915.00   |
| 439080   | Otros Servicios                           | 4,426,201,978.00   | 5,050,622.00   | 1,077,544,559.00 | 5,498,695,915.00   |
| 43909001 | Estudio de Créditos                       | 5,865,021.00       | 0.00           | 1,408,376.00     | 7,271,397.00       |
| 43909002 | Certificaciones y paz y salvos            | 1,666,093.00       | 0.00           | 640,100.00       | 2,506,193.00       |
| 43909003 | Intereses Préstamos                       | 4,418,470,854.00   | 50,622.00      | 1,070,498,083.00 | 5,488,918,325.00   |

## CORPORACIÓN SOCIAL DE CUNDINAMARCA

899.999.421-7

CONTABILIDAD

BALANCE DE PRUEBA GENERAL

CORRESPONDIENTE A: MAYO DE '2016'

Fecha: 17/06/2016

Hora: 14:32:19

Pag. 9

Rep.: CNT082

| CUENTA     | DESCRIPCION                              | SALDO ANTERIOR    | DEBITO           | CREDITO          | NUEVO SALDO       |
|------------|--|-------------------|------------------|------------------|-------------------|
| 4390900301 | Intereses Préstamos de Vivienda          | 3,980,100,810.00  | 0.00             | 972,388,124.00   | 4,952,488,934.00  |
| 4390900302 | Intereses Préstamos Especial de Vivienda | 25,087,510.00     | 0.00             | 5,622,365.00     | 30,709,875.00     |
| 4390900304 | Intereses Préstamos Ordinarios           | 341,999,429.00    | 50,622.00        | 71,672,725.00    | 413,621,532.00    |
| 4390900305 | Intereses Préstamo Educativo             | 43,066,819.00     | 0.00             | 9,029,221.00     | 52,096,040.00     |
| 4390900310 | Intereses Préstamos Computador           | 118,859.00        | 0.00             | 16,458.00        | 135,317.00        |
| 4390900311 | Intereses Préstamos Vehículos            | 16,148,665.00     | 0.00             | 3,410,306.00     | 19,558,971.00     |
| 4390900312 | Intereses Préstamo Corpoagil             | 195,245.00        | 0.00             | 18,132.00        | 213,377.00        |
| 4390900314 | Intereses Préstamo Credicorp             | 5,991,325.00      | 0.00             | 1,278,226.00     | 7,269,551.00      |
| 4390900318 | Intereses Préstamo credicorp hipotecari  | 1,624,026.00      | 0.00             | 388,133.00       | 2,012,159.00      |
| 4390900321 | Intereses Préstamo hipot aportes depto   | 4,138,176.00      | 0.00             | 6,074,393.00     | 10,212,569.00     |
| 43909004   | Eventos Recreativos y Culturales         | 0.00              | 5,000,000.00     | 5,000,000.00     | 0.00              |
| 4390900401 | Eventos recreativos y culturales 01      | 0.00              | 5,000,000.00     | 5,000,000.00     | 0.00              |
| 44         | TRANSFERENCIAS                           | 941,730,000.00    | 0.00             | 1,000,000,000.00 | 1,941,730,000.00  |
| 4428       | OTRAS TRANSFERENCIAS                     | 941,730,000.00    | 0.00             | 1,000,000,000.00 | 1,941,730,000.00  |
| 442802     | PARA PROYECTOS DE INVERSION              | 941,730,000.00    | 0.00             | 1,000,000,000.00 | 1,941,730,000.00  |
| 44280201   | CREDITOS DE VIVIENDA HIPOTECARIO         | 941,730,000.00    | 0.00             | 1,000,000,000.00 | 1,941,730,000.00  |
| 48         | OTROS INGRESOS                           | 10,758,296,989.80 | 686,366.00       | 260,913,611.83   | 11,018,524,235.63 |
| 4805       | FINANCIEROS                              | 320,899,558.35    | 686,366.00       | 85,532,287.00    | 405,545,479.35    |
| 480513     | Recargo por Mora                         | 292,520,282.00    | 686,366.00       | 85,532,287.00    | 377,366,203.00    |
| 48051301   | Intereses por Mora Prestamos Corsocun    | 292,520,282.00    | 686,366.00       | 85,532,287.00    | 377,366,203.00    |
| 480522     | Intereses Sobre Depósitos                | 28,179,276.35     | 0.00             | 0.00             | 28,179,276.35     |
| 48052210   | Intereses Bancarios                      | 28,179,276.35     | 0.00             | 0.00             | 28,179,276.35     |
| 4810       | EXTRAORDINARIOS                          | 9,937,597,431.45  | 0.00             | 175,381,324.83   | 10,112,978,756.28 |
| 481007     | Sobrantes                                | 41,383.00         | 0.00             | 16,600.00        | 57,983.00         |
| 48100701   | Aprovechamientos                         | 41,383.00         | 0.00             | 16,600.00        | 57,983.00         |
| 481008     | Recuperaciones                           | 9,936,896,607.00  | 0.00             | 175,364,724.00   | 10,112,261,331.00 |
| 48100801   | Recuperación gastos de cartera morosa    | 9,055,857.00      | 0.00             | 894,000.00       | 9,949,857.00      |
| 48100804   | Mayor valor provisionado                 | 8,870,960,474.00  | 0.00             | 138,836,838.00   | 10,009,797,312.00 |
| 48100807   | Recuperación Obligaciones Difícil Cobro  | 56,856,237.00     | 0.00             | 35,832,840.00    | 92,489,077.00     |
| 48100808   | Reversión renovación seguros dif. cobro  | 24,039.00         | 0.00             | 1,046.00         | 25,085.00         |
| 481090     | Otros ingresos extraordinarios           | 669,441.45        | 0.00             | 0.83             | 669,442.28        |
| 48109001   | Ajuste al Peso                           | 73.45             | 0.00             | 0.83             | 74.28             |
| 48109003   | Reversion Gastos Nomina                  | 115,368.00        | 0.00             | 0.00             | 115,368.00        |
| 48109005   | Cuotas de Afiliación                     | 544,000.00        | 0.00             | 0.00             | 544,000.00        |
| 4815       | AJUSTE DE EJERCICIOS ANTERIORES          | 500,000,000.00    | 0.00             | 0.00             | 500,000,000.00    |
| 481559     | Otros Ingresos                           | 500,000,000.00    | 0.00             | 0.00             | 500,000,000.00    |
| 48155901   | Gobern de Cund Vehículos Diputados       | 500,000,000.00    | 0.00             | 0.00             | 500,000,000.00    |
| 5          | GASTOS                                   | 14,834,199,770.63 | 2,205,952,837.36 | 0.00             | 17,040,152,607.99 |
| 51         | ADMINISTRACION                           | 1,708,287,993.92  | 685,434,107.76   | 0.00             | 2,393,722,101.68  |
| 5101       | SUELDOS Y SALARIOS                       | 1,104,861,580.00  | 372,014,017.00   | 0.00             | 1,476,875,597.00  |
| 510101     | Sueldos del Personal                     | 678,291,250.00    | 175,508,294.00   | 0.00             | 853,799,544.00    |
| 510103     | Horas Extras y Festivos                  | 2,874,603.00      | 838,848.00       | 0.00             | 3,713,651.00      |
| 510106     | Remuneración Servicios Técnicos          | 23,168,000.00     | 32,800,000.00    | 0.00             | 55,968,000.00     |
| 510113     | Prima de Vacaciones                      | 86,249,500.00     | 24,551,459.00    | 0.00             | 110,800,959.00    |
| 510114     | Prima de Navidad                         | 66,748,742.00     | 19,738,844.00    | 0.00             | 86,487,586.00     |
| 510117     | Vacaciones                               | 63,742,653.00     | 15,388,473.00    | 0.00             | 79,131,326.00     |
| 510118     | Bonificación                             | 4,100,174.00      | 1,021,496.00     | 0.00             | 5,121,660.00      |
| 510124     | Cesantías                                | 93,709,473.00     | 28,144,660.00    | 0.00             | 121,853,933.00    |
| 51012402   | Fondo de Cesantías Colfondos             | 15,014,792.00     | 4,232,326.00     | 0.00             | 19,247,118.00     |
| 51012407   | Fondo de Cesantías Porvenir              | 10,028,055.00     | 2,144,512.00     | 0.00             | 12,172,567.00     |
| 51012414   | Fonccacun                                | 47,777,558.00     | 15,778,075.00    | 0.00             | 63,555,633.00     |

## CORPORACIÓN SOCIAL DE CUNDINAMARCA

899.999.421-7

CONTABILIDAD

BALANCE DE PRUEBA GENERAL

CORRESPONDIENTE A: MAYO DE '2016'

Fecha: 17/06/2016

Hora: 14:32:20

Pag. 10

Rep.: CNT082

| CUENTA   | DESCRIPCION                              | SALDO ANTERIOR | DEBITO         | CREDITO | NUEVO SALDO    |
|----------|--|----------------|----------------|---------|----------------|
| 51012415 | Fondo de Cesantías Protección            | 7,125,278.00   | 2,433,265.00   | 0.00    | 9,578,543.00   |
| 51012416 | Fondo Nacional del Ahorro                | 13,763,790.00  | 3,536,262.00   | 0.00    | 17,300,072.00  |
| 510125   | Intereses a las Cesantías                | 6,031,083.00   | 1,484,563.00   | 0.00    | 7,515,646.00   |
| 510130   | Capacitación, Bienestar Social y Estímu  | 0.00           | 2,448,000.00   | 0.00    | 2,448,000.00   |
| 510133   | Gastos Deportivos y de Recreación        | 0.00           | 25,000,000.00  | 0.00    | 25,000,000.00  |
| 510150   | Bonificación por Servicios Prestados     | 0.00           | 22,404,879.00  | 0.00    | 22,404,879.00  |
| 510152   | Prima de Servicios                       | 32,177,791.00  | 9,639,231.00   | 0.00    | 41,817,022.00  |
| 510164   | Otras Primas                             | 10,260,387.00  | 3,056,220.00   | 0.00    | 13,316,607.00  |
| 51016401 | Prima Técnica                            | 10,260,387.00  | 3,056,220.00   | 0.00    | 13,316,607.00  |
| 510190   | Otros sueldos y salarios                 | 37,507,504.00  | 9,989,260.00   | 0.00    | 47,496,764.00  |
| 51019002 | Sobresueldos 20%                         | 37,507,504.00  | 9,989,260.00   | 0.00    | 47,496,764.00  |
| 5102     | CONTRIBUCIONES IMPUTADAS                 | 4,178,499.00   | 1,614,509.00   | 0.00    | 5,793,008.00   |
| 510201   | INCAPACIDADES                            | 4,178,499.00   | 1,614,509.00   | 0.00    | 5,793,008.00   |
| 51020101 | Incapacidad Asumida                      | 4,178,499.00   | 1,614,509.00   | 0.00    | 5,793,008.00   |
| 5103     | CONTRIBUCIONES EFECTIVAS                 | 195,106,016.00 | 55,713,002.00  | 0.00    | 250,819,018.00 |
| 510302   | Aportes a Cajas de Compensación Familiar | 32,438,640.00  | 9,292,560.00   | 0.00    | 41,731,200.00  |
| 51030201 | Colsubsidio                              | 32,438,640.00  | 9,292,560.00   | 0.00    | 41,731,200.00  |
| 510303   | Cotizaciones a Seguridad social en Salud | 65,787,186.00  | 18,759,671.00  | 0.00    | 84,547,057.00  |
| 51030302 | Coopeva                                  | 2,771,550.00   | 736,363.00     | 0.00    | 3,507,913.00   |
| 51030305 | Saludcoop                                | 1,425,686.00   | 0.00           | 0.00    | 1,425,686.00   |
| 51030309 | Salud total                              | 6,894,532.00   | 1,855,911.00   | 0.00    | 8,550,443.00   |
| 51030310 | Famisanar                                | 17,961,421.00  | 4,432,645.00   | 0.00    | 22,393,966.00  |
| 51030311 | Compensar                                | 16,669,836.00  | 5,626,600.00   | 0.00    | 22,296,336.00  |
| 51030312 | E.P.S. Saritas                           | 10,152,075.00  | 3,432,838.00   | 0.00    | 13,585,013.00  |
| 51030313 | Cafesalud                                | 2,097,886.00   | 617,521.00     | 0.00    | 2,715,387.00   |
| 51030314 | Cruz Blanca E.P.S.                       | 1,153,426.00   | 209,687.00     | 0.00    | 1,413,113.00   |
| 51030316 | Alianza salud Eps                        | 3,749,153.00   | 1,122,019.00   | 0.00    | 4,871,172.00   |
| 51030317 | Nueva EPS                                | 1,334,107.00   | 366,366.00     | 0.00    | 1,680,473.00   |
| 51030318 | S.O.S. Servicio Occidental de Salud      | 867,444.00     | 326,517.00     | 0.00    | 1,293,961.00   |
| 51030319 | EPS Y MEDICINA PREPAGADA                 | 610,090.00     | 192,504.00     | 0.00    | 802,594.00     |
| 510305   | Cotizaciones a Riesgos Profesionales     | 4,155,806.00   | 1,174,200.00   | 0.00    | 5,330,006.00   |
| 510306   | Cotizaciones a Entidades Administradoras | 50,541,232.00  | 15,578,610.00  | 0.00    | 66,120,042.00  |
| 51030601 | Pensión I.S.S.                           | 50,541,232.00  | 15,578,610.00  | 0.00    | 66,120,042.00  |
| 510307   | Cotizaciones a Entidades Admt del Régime | 42,183,158.00  | 10,907,561.00  | 0.00    | 53,090,719.00  |
| 51030702 | Fondo de Pensiones Colfondos             | 14,544,094.00  | 4,056,764.00   | 0.00    | 18,601,358.00  |
| 51030707 | Fondo de Pensiones Porvenir              | 11,634,953.00  | 2,301,170.00   | 0.00    | 14,136,123.00  |
| 51030708 | Fondo de Pensiones Protección            | 13,616,542.00  | 3,662,980.00   | 0.00    | 17,279,522.00  |
| 51030709 | Fondo de Pensiones Skandia               | 2,187,069.00   | 886,847.00     | 0.00    | 3,073,716.00   |
| 5104     | APORTES SOBRE LA NOMINA                  | 40,548,300.00  | 11,615,700.00  | 0.00    | 52,164,000.00  |
| 510401   | Aportes al I:C:B:F:                      | 24,328,960.00  | 6,969,420.00   | 0.00    | 31,298,400.00  |
| 510402   | Aportes al SENA                          | 16,219,320.00  | 4,646,280.00   | 0.00    | 20,865,600.00  |
| 5111     | GENERALES                                | 274,234,383.89 | 220,814,509.89 | 0.00    | 494,848,903.88 |
| 511114   | Materiales y suministros                 | 65,967,943.00  | 7,954,634.00   | 0.00    | 73,922,577.00  |
| 511115   | Mantenimiento                            | 15,790,920.69  | 71,884,434.96  | 0.00    | 87,675,355.65  |
| 51111501 | Mantenimiento Corsocum                   | 0.00           | 71,884,434.96  | 0.00    | 71,884,434.96  |
| 51111504 | Mantenimiento Hardware                   | 15,790,920.69  | 0.00           | 0.00    | 15,790,920.69  |
| 511117   | Servicios Públicos                       | 48,108,280.20  | 10,467,308.76  | 0.00    | 58,626,588.96  |
| 51111701 | Energía                                  | 13,649,813.00  | 3,175,755.00   | 0.00    | 16,825,568.00  |
| 51111702 | Acueducto y Aseo                         | 3,306,712.00   | 196,720.00     | 0.00    | 3,503,432.00   |
| 51111703 | Teléfonos                                | 11,612,890.00  | 1,900,730.00   | 0.00    | 13,513,610.00  |
| 51111704 | Teléfonos Celulares                      | 6,545,554.20   | 993,863.76     | 0.00    | 7,539,417.96   |

## CORPORACIÓN SOCIAL DE CUNDINAMARCA

899.999.421-7

CONTABILIDAD

BALANCE DE PRUEBA GENERAL

CORRESPONDIENTE A: MAYO DE '2016'

Fecha: 17/06/2016

Hora: 14:32:20

Pag. 11

Rep.: CNT082

| CUENTA   | DESCRIPCION                              | SALDO ANTERIOR    | DEBITO           | CREDITO | NUEVO SALDO       |
|----------|--|-------------------|------------------|---------|-------------------|
| 51111705 | Servicio de Internet                     | 12,500,720.00     | 4,200,240.00     | 0.00    | 16,800,960.00     |
| 51111706 | Televisión por Suscripción               | 443,801.00        | 0.00             | 0.00    | 443,801.00        |
| 511118   | Arrendamientos                           | 0.00              | 65,762,092.80    | 0.00    | 65,762,092.80     |
| 511123   | Comunicaciones y Transporte              | 3,294,340.00      | 1,500,280.00     | 0.00    | 4,794,600.00      |
| 511149   | Servicio de Aseo, Cafetería y Restaurant | 163,009.00        | 42,778,088.17    | 0.00    | 42,941,088.17     |
| 511190   | Otros Gastos Generales                   | 140,858,001.00    | 20,286,699.00    | 0.00    | 161,125,000.00    |
| 51119001 | Eventos promocionales para afiliados     | 109,886,811.00    | 5,702,830.00     | 0.00    | 115,889,641.00    |
| 51119002 | Eventos recreativos y culturales         | 6,429,309.00      | 64,535.00        | 0.00    | 6,493,844.00      |
| 51119004 | Recuperación Cartera Morosa              | 24,442,781.00     | 9,414,824.00     | 0.00    | 33,857,605.00     |
| 51119006 | Subsidio Educativo                       | 0.00              | 5,084,510.00     | 0.00    | 5,084,510.00      |
| 5120     | IMPUESTOS CONTRIBUCIONES Y               | 89,359,225.03     | 23,862,370.07    | 0.00    | 113,221,595.10    |
| 512001   | Predial Unificado                        | 15,168,000.00     | 0.00             | 0.00    | 15,168,000.00     |
| 512002   | Cuota de Fiscalización y Auditoría       | 6,744,115.00      | 5,829,410.00     | 0.00    | 14,573,525.00     |
| 512008   | Sanciones                                | 691,000.00        | 0.00             | 0.00    | 691,000.00        |
| 512011   | Impuestos sobre vehículos automotores    | 0.00              | 1,959,000.00     | 0.00    | 1,959,000.00      |
| 512017   | Intereses de mora                        | 364,200.00        | 0.00             | 0.00    | 364,200.00        |
| 512024   | Gravamen a los Movimientos Financieros   | 59,047,632.72     | 0.00             | 0.00    | 59,047,632.72     |
| 512090   | Otros Impuestos y Contribuciones         | 5,344,277.31      | 16,073,960.07    | 0.00    | 21,418,237.38     |
| 51209002 | MAYOR VR GASTO IVA DESCONTABLE           | 5,344,277.31      | 16,073,960.07    | 0.00    | 21,418,237.38     |
| 53       | PROVISIONES, AGOTAMIENTO,                | 12,750,759,381.98 | 1,487,716,302.64 | 0.00    | 14,238,475,684.62 |
| 5304     | PROVISION PARA DEUDORES                  | 12,705,898,136.00 | 1,476,417,555.00 | 0.00    | 14,182,315,691.00 |
| 530409   | Prestamos concedidos                     | 12,705,898,136.00 | 1,476,417,555.00 | 0.00    | 14,182,315,691.00 |
| 53040901 | Prestamos de Vivienda Hipotecario        | 6,789,401,885.00  | 1,313,323,231.00 | 0.00    | 8,102,725,116.00  |
| 53040902 | Prestamos especial de Vivienda           | 1,215,249,926.00  | 9,202,669.00     | 0.00    | 1,224,452,595.00  |
| 53040903 | Préstamo extraordinario de Vivienda      | 536,593,486.00    | 390,821.00       | 0.00    | 538,984,287.00    |
| 53040904 | Préstamo Ordinario                       | 1,974,706,251.00  | 85,874,135.00    | 0.00    | 2,060,580,386.00  |
| 53040905 | Préstamo para educación                  | 251,239,174.00    | 41,366,088.00    | 0.00    | 292,605,262.00    |
| 53040906 | Préstamo vehículos Diputados             | 322,229,316.00    | 201,457.00       | 0.00    | 322,430,767.00    |
| 53040907 | Préstamo de Calamidad                    | 391,360.00        | 25,145.00        | 0.00    | 416,505.00        |
| 53040908 | Préstamo Recreación                      | 5,217.00          | 2,613.00         | 0.00    | 7,830.00          |
| 53040910 | Prestamos para computadores              | 2,158,621.00      | 1,086,721.00     | 0.00    | 3,245,342.00      |
| 53040911 | Prestamos para vehículos afiliados       | 1,567,896,787.00  | 18,650,228.00    | 0.00    | 1,586,547,015.00  |
| 53040912 | Prestamo Corpoagil                       | 4,872,417.00      | 230,007.00       | 0.00    | 5,102,424.00      |
| 53040913 | Prestamo Credicorp                       | 32,831,076.00     | 5,000,669.00     | 0.00    | 37,911,745.00     |
| 53040915 | Prestamo Creditya                        | 42,926.00         | 22,391.00        | 0.00    | 65,316.00         |
| 53040916 | Prstamo Corpoya                          | 935,929.00        | 485,351.00       | 0.00    | 1,421,280.00      |
| 53040917 | Prestamo Corpo35                         | 914,001.00        | 476,029.00       | 0.00    | 1,390,030.00      |
| 53040918 | Préstamo credicorp hipotecario           | 4,429,791.00      | 0.00             | 0.00    | 4,429,791.00      |
| 5330     | DEPRECIACION DE PROPIEDADES,             | 44,861,245.98     | 11,298,747.64    | 0.00    | 56,159,993.62     |
| 533001   | Edificaciones                            | 1,966,330.48      | 489,084.87       | 0.00    | 2,445,424.35      |
| 533006   | Muebles, Enseres y Equipo de Oficina     | 5,215,005.42      | 1,285,384.69     | 0.00    | 6,500,390.11      |
| 53300601 | Muebles y Enseres Corsocun               | 3,360,899.26      | 821,858.15       | 0.00    | 4,182,757.41      |
| 53300602 | Equipo de Oficina Corsocun               | 1,854,106.16      | 463,526.54       | 0.00    | 2,317,632.70      |
| 533007   | Equipo de Comunicación y Computación     | 26,350,467.94     | 6,689,424.80     | 0.00    | 33,039,912.74     |
| 53300701 | Equipo Comunicación                      | 121,082.66        | 30,270.63        | 0.00    | 151,353.29        |
| 53300702 | Hardware                                 | 17,209,245.28     | 4,302,311.32     | 0.00    | 21,511,556.60     |
| 53300703 | Software                                 | 9,020,160.00      | 2,356,842.85     | 0.00    | 11,377,002.85     |
| 533008   | Equipo de Transporte, Tracción y Elevaci | 11,339,413.14     | 2,834,853.28     | 0.00    | 14,174,266.42     |
| 53300801 | Equipo Transporte                        | 11,339,413.14     | 2,834,853.28     | 0.00    | 14,174,266.42     |
| 58       | OTROS GASTOS                             | 375,152,394.73    | 82,802,426.96    | 0.00    | 457,954,821.69    |
| 5801     | INTERESES                                | 352,774,821.00    | 82,758,349.00    | 0.00    | 435,533,170.00    |

**CORPORACIÓN SOCIAL DE CUNDINAMARCA**

899.999.421-7

CONTABILIDAD

BALANCE DE PRUEBA GENERAL

CORRESPONDIENTE A: MAYO DE '2016'

Fecha: 17/06/2016

Hora: 14:32:20

Pag. 12

Rep.: CNT082

| CUENTA   | DESCRIPCION                              | SALDO ANTERIOR     | DEBITO           | CREDITO          | NUEVO SALDO        |
|----------|--|--------------------|------------------|------------------|--------------------|
| 580190   | Otros Intereses                          | 352,774,821.00     | 62,758,349.00    | 0.00             | 415,532,970.00     |
| 58019001 | Intereses sobre ahorros                  | 352,774,821.00     | 62,758,349.00    | 0.00             | 415,532,970.00     |
| 5805     | FINANCIEROS                              | 2,711,313.00       | 0.00             | 0.00             | 2,711,313.00       |
| 580590   | Otros Gastos Financieros                 | 2,711,313.00       | 0.00             | 0.00             | 2,711,313.00       |
| 58059001 | Gastos bancarios                         | 2,711,313.00       | 0.00             | 0.00             | 2,711,313.00       |
| 5810     | EXTRAORDINARIOS                          | 18,813,453.73      | 20,044,077.96    | 0.00             | 38,857,531.69      |
| 581003   | Ajustes o mermas sin responsabilidad     | 13,160.00          | 5,249,109.00     | 0.00             | 5,262,269.00       |
| 58100302 | Rebaja de Intereses Res284               | 13,160.00          | 5,249,109.00     | 0.00             | 5,262,269.00       |
| 581090   | Otros Gastos Extraordinarios             | 18,800,293.73      | 14,794,968.96    | 0.00             | 33,595,262.69      |
| 58109001 | Ajuste al Peso                           | 146.73             | 0.96             | 0.00             | 147.69             |
| 58109004 | Cubrimiento seguro oblig. difícil cobro  | 18,800,147.00      | 14,794,968.00    | 0.00             | 33,595,115.00      |
| 5815     | AJUSTE EJERCICIOS ANTERIORES             | 853,007.00         | 0.00             | 0.00             | 853,007.00         |
| 581588   | Gastos de Administración                 | 853,007.00         | 0.00             | 0.00             | 853,007.00         |
| 58158801 | Gastos de Administración                 | 853,007.00         | 0.00             | 0.00             | 853,007.00         |
| 8        | CUENTAS DE ORDEN DEUDORAS                | 0.00               | 4,329,806,410.00 | 4,329,806,410.00 | 0.00               |
| 83       | DEUDORAS DE CONTROL                      | 292,598,199,278.25 | 595,800,220.00   | 3,734,005,190.00 | 289,459,993,368.25 |
| 8315     | ACTIVOS RETIRADOS                        | 10,595,646,607.05  | 127,008,220.00   | 49,439,059.00    | 10,873,215,766.05  |
| 831510   | Propiedades Planta y Equipo              | 631,478,182.59     | 0.00             | 0.00             | 631,478,182.59     |
| 83151001 | Muebles, enseres y Equipo de Oficina     | 87,477,564.09      | 0.00             | 0.00             | 87,477,564.09      |
| 83151002 | Equipo de Computación y Comunicación     | 543,379,218.50     | 0.00             | 0.00             | 543,379,218.50     |
| 83151003 | Equipo de Comedor Despensa y cocina      | 621,400.00         | 0.00             | 0.00             | 621,400.00         |
| 831536   | DEUDORES                                 | 9,937,347,228.72   | 127,008,220.00   | 49,439,059.00    | 10,014,916,389.72  |
| 83153601 | Préstamo Educativo                       | 405,040,598.00     | 8,919,029.00     | 520,000.00       | 413,439,627.00     |
| 83153602 | Préstamo de vivienda hipotecario         | 2,611,231,701.00   | 10,102,412.00    | 210,033.00       | 2,621,124,080.00   |
| 83153603 | Credito Especial de Vivienda             | 460,856,237.00     | 10,168,139.00    | 8,876,967.00     | 462,147,409.00     |
| 83153604 | Credito Extraordinario de Vida           | 269,102,673.00     | 390,821.00       | 0.00             | 269,493,494.00     |
| 83153605 | Credito Ordinario                        | 5,044,141,485.72   | 85,891,417.00    | 25,708,931.00    | 5,104,323,971.72   |
| 83153606 | Credito Adq. Vehículo Diputados          | 160,325,319.00     | 201,457.00       | 0.00             | 161,130,776.00     |
| 83153607 | Credito Corpoagil                        | 11,499,318.00      | 244,477.00       | 42,589.00        | 11,701,206.00      |
| 83153608 | Credito de Computador                    | 109,574,047.00     | 1,086,721.00     | 0.00             | 110,660,768.00     |
| 83153609 | Credito Vehículo Afiliados               | 569,362,837.00     | 7,486,607.00     | 0.00             | 576,849,444.00     |
| 83153610 | Credito Credicorp                        | 98,145,143.00      | 1,505,611.00     | 14,080,539.00    | 85,570,215.00      |
| 83153611 | Credito Crediya                          | 3,391,887.00       | 22,391.00        | 0.00             | 3,414,278.00       |
| 83153612 | Credito Corpo35                          | 64,254,089.00      | 478,029.00       | 0.00             | 64,730,118.00      |
| 83153613 | Credito Corpoya                          | 112,136,738.00     | 485,351.00       | 0.00             | 112,622,089.00     |
| 83153614 | Credito Recreativo                       | 1,208,653.00       | 2,613.00         | 0.00             | 1,212,266.00       |
| 83153615 | Credito Calamidad                        | 16,471,503.00      | 25,145.00        | 0.00             | 16,496,648.00      |
| 831590   | Otros Activos totalmente Agotados amortz | 26,821,195.74      | 0.00             | 0.00             | 26,821,195.74      |
| 83159005 | Libros Cartillas y Manuales              | 956,052.00         | 0.00             | 0.00             | 956,052.00         |
| 83159007 | Otros devolutivos                        | 783,213.00         | 0.00             | 0.00             | 783,213.00         |
| 8340     | INVENTARIOS, OBSOLETOS Y                 | 375,081,830.26     | 0.00             | 0.00             | 375,081,830.26     |
| 834012   | Materiales Para la Prestacion del Servi  | 375,081,830.26     | 0.00             | 0.00             | 375,081,830.26     |
| 83401201 | Uniformes                                | 3,473,941.26       | 0.00             | 0.00             | 3,473,941.26       |
| 83401203 | Útiles de Oficina                        | 18,361,780.00      | 0.00             | 0.00             | 18,361,780.00      |
| 83401206 | Elementos de Bienestar social Afiliados  | 172,891,952.00     | 0.00             | 0.00             | 172,891,952.00     |
| 83401207 | Elementos de Bienestar Social            | 180,354,157.00     | 0.00             | 0.00             | 180,354,157.00     |
| 8361     | RESPONSABILIDADES EN PROCESO             | 8,333,384.00       | 0.00             | 0.00             | 8,333,384.00       |
| 836102   | Ante Autoridad Competente                | 8,333,384.00       | 0.00             | 0.00             | 8,333,384.00       |
| 83610201 | CREDITOS VIVIENDA HIPOTECARIOS           | 3,994,900.00       | 0.00             | 0.00             | 3,994,900.00       |
| 83610202 | CREDITOS VIVIENDA ESPECIAL               | 482,343.00         | 0.00             | 0.00             | 482,343.00         |
| 83610204 | CREDITOS ORDINARIOS                      | 2,669,490.00       | 0.00             | 0.00             | 2,669,490.00       |

## CORPORACIÓN SOCIAL DE CUNDINAMARCA

899.999.421-7

CONTABILIDAD

BALANCE DE PRUEBA GENERAL

CORRESPONDIENTE A: MAYO DE '2016'

Fecha: 17/06/2016

Hora: 14:32:21

Pag. 13

Rep.: CNT082

| CUENTA     | DESCRIPCION                              | SALDO ANTERIOR      | DEBITO           | CREDITO          | NUEVO SALDO         |
|------------|--|---------------------|------------------|------------------|---------------------|
| 83610205   | CREDITOS EDUCATIVOS                      | 728,565.00          | 0.00             | 0.00             | 728,565.00          |
| 83610206   | CREDITOS PARA COMPUTADOR                 | 291,386.00          | 0.00             | 0.00             | 291,386.00          |
| 83610207   | CREDITOS CREDICOR                        | 166,700.00          | 0.00             | 0.00             | 166,700.00          |
| 8390       | OTRAS CUENTAS DEUDORAS DE                | 281,619,137,456.94  | 468,792,000.00   | 3,684,567,131.00 | 278,403,362,325.94  |
| 839090     | Otras cuentas deudoras de control        | 281,619,137,456.94  | 468,792,000.00   | 3,684,567,131.00 | 278,403,362,325.94  |
| 83909001   | Garantías hipotecarias                   | 199,846,248,649.94  | 382,212,000.00   | 1,985,445,000.00 | 198,243,015,649.94  |
| 8390900101 | Crédito de Vivienda                      | 199,371,629,575.94  | 382,212,000.00   | 1,985,445,000.00 | 197,768,396,575.94  |
| 8390900102 | Crédito extraordinario de Vivienda       | 420,829,074.00      | 0.00             | 0.00             | 420,829,074.00      |
| 8390900103 | Crédito vivienda interes Social          | 53,790,000.00       | 0.00             | 0.00             | 53,790,000.00       |
| 83909002   | Garantía con Pagares                     | 81,024,062,290.00   | 86,580,000.00    | 1,699,122,131.00 | 79,411,510,159.00   |
| 8390900202 | Crédito Especial de Vivienda             | 3,204,368,905.00    | 0.00             | 127,705,000.00   | 3,076,663,905.00    |
| 8390900204 | Crédito Ordinario                        | 68,078,109,995.00   | 54,700,000.00    | 1,370,513,709.00 | 66,762,296,286.00   |
| 8390900205 | Crédito Educativo                        | 6,183,875,020.00    | 31,880,000.00    | 60,339,102.00    | 6,155,415,828.00    |
| 8390900206 | Crédito Vehículos Diputados              | 80,240,000.00       | 0.00             | 0.00             | 80,240,000.00       |
| 8390900207 | Crédito Corpoagil                        | 1,059,032,696.00    | 0.00             | 5,820,000.00     | 1,053,212,696.00    |
| 8390900208 | Crédito Corpoeducar                      | 160,300,000.00      | 0.00             | 0.00             | 160,300,000.00      |
| 8390900209 | Crédito Credicorp                        | 484,161,363.00      | 0.00             | 28,015,230.00    | 456,146,133.00      |
| 8390900210 | Crédito vehículos afiliados              | 1,176,985,994.00    | 0.00             | 105,726,000.00   | 1,071,259,994.00    |
| 8390900211 | Crédito computador                       | 129,556,978.00      | 0.00             | 0.00             | 129,556,978.00      |
| 8390900212 | CREDITO CREDIYA                          | 5,730,000.00        | 0.00             | 0.00             | 5,730,000.00        |
| 8390900215 | Credito Corpoya                          | 251,174,797.00      | 0.00             | 0.00             | 251,174,797.00      |
| 8390900216 | Credito Corpo35                          | 159,516,542.00      | 0.00             | 0.00             | 159,516,542.00      |
| 8390900217 | Crédito credicorp hipotecario            | 51,000,000.00       | 0.00             | 0.00             | 51,000,000.00       |
| 83909003   | Cuentas de Sanseamiento Deudores         | 13,134,288.00       | 0.00             | 0.00             | 13,134,288.00       |
| 8390900301 | Hipotecarios                             | 869,309.00          | 0.00             | 0.00             | 869,309.00          |
| 8390900302 | Especial de Vivienda                     | 374,554.00          | 0.00             | 0.00             | 374,554.00          |
| 8390900303 | Recreativos                              | 90,133.00           | 0.00             | 0.00             | 90,133.00           |
| 8390900304 | Especial Diputados                       | 233,929.00          | 0.00             | 0.00             | 233,929.00          |
| 8390900305 | Calamidad                                | 2,903,140.00        | 0.00             | 0.00             | 2,903,140.00        |
| 8390900306 | Ordinario                                | 8,415,840.00        | 0.00             | 0.00             | 8,415,840.00        |
| 8390900307 | Educativo                                | 247,383.00          | 0.00             | 0.00             | 247,383.00          |
| 83909005   | Intereses créditos en Mora               | 735,702,229.00      | 0.00             | 0.00             | 735,702,229.00      |
| 8390900501 | Interés Prestamo de Vivienda             | 209,648,558.00      | 0.00             | 0.00             | 209,648,558.00      |
| 8390900502 | Interes Prestamo Especial de vivienda    | 5,381,274.00        | 0.00             | 0.00             | 5,381,274.00        |
| 8390900503 | Interes Prestamo Extraordinario de Vivie | 1,262,836.00        | 0.00             | 0.00             | 1,262,836.00        |
| 8390900504 | Interes Prestamo Ordinario               | 69,446,258.00       | 0.00             | 0.00             | 69,446,258.00       |
| 8390900505 | Interes Prestamo Educativo               | 2,709,856.00        | 0.00             | 0.00             | 2,709,856.00        |
| 8390900507 | Interes Prestamo Computador              | 460,146.00          | 0.00             | 0.00             | 460,146.00          |
| 8390900508 | Interes Prestamo Vehiculos Afiliados     | 11,770,214.00       | 0.00             | 0.00             | 11,770,214.00       |
| 8390900509 | Interes Prestamo corpoagil               | 259,342.00          | 0.00             | 0.00             | 259,342.00          |
| 8390900511 | Interes Prestamo Credicorp               | 895,582.00          | 0.00             | 0.00             | 895,582.00          |
| 8390900516 | Interes Prestamo Corpo35                 | 132,040.00          | 0.00             | 0.00             | 132,040.00          |
| 8390900517 | Interes por Mora Préstamos CORSOCUN      | 433,736,123.00      | 0.00             | 0.00             | 433,736,123.00      |
| 89         | DEUDORAS POR CONTRA (CR)                 | -292,596,199,278.25 | 3,734,006,190.00 | 595,800,220.00   | -289,459,993,308.25 |
| 8915       | DEUDORAS DE CONTROL POR                  | -292,596,199,278.25 | 3,734,006,190.00 | 595,800,220.00   | -289,459,993,308.25 |
| 891506     | Activos Retirados                        | -10,665,679,715.15  | 49,439,069.00    | 127,008,220.00   | -10,665,248,676.15  |
| 89150601   | Almacén Corsocun                         | -650,332,486.43     | 0.00             | 0.00             | -650,332,486.43     |
| 89150602   | Obligaciones de Difícil Cobro            | -9,937,347,228.72   | 49,439,069.00    | 127,008,220.00   | -10,014,916,389.72  |
| 891512     | Inventario de Obsoletos y Vencidos       | -383,048,722.16     | 0.00             | 0.00             | -383,048,722.16     |
| 89151201   | Almacén Corsocun                         | -383,048,722.16     | 0.00             | 0.00             | -383,048,722.16     |
| 891521     | Responsabilidades En Proceso             | -8,333,384.00       | 0.00             | 0.00             | -8,333,384.00       |



**CORPORACIÓN SOCIAL DE CUNDINAMARCA**

899.999.421-7

CONTABILIDAD

BALANCE DE PRUEBA GENERAL

CORRESPONDIENTE A: MAYO DE '2016'

Fecha: 17/06/2016

Hora: 14:32:21

Pag. 14

Rep.: CNT082

| CUENTA                | DESCRIPCION                           | SALDO ANTERIOR            | DEBITO                   | CREDITO                  | NUEVO SALDO               |
|-----------------------|---------------------------------------|---------------------------|--------------------------|--------------------------|---------------------------|
| 89152101              | LINEAS DE CREDITO                     | -8,333,384.00             | 0.00                     | 0.00                     | -8,333,384.00             |
| 891590                | Otras Cuentas Deudoras de Control     | -201,819,137,456.94       | 3,654,567,131.00         | 468,792,000.00           | -278,403,362,325.94       |
| 89159001              | Garantías Hipotecarias                | -200,124,634,575.94       | 1,985,445,000.00         | 382,212,000.00           | -198,521,401,575.94       |
| 89159002              | Garantías con Pagaré                  | -79,618,120,370.00        | 1,593,396,131.00         | 86,580,000.00            | -78,111,304,239.00        |
| 89159003              | Garantías prendarias                  | -1,127,545,994.00         | 105,726,000.00           | 0.00                     | -1,021,819,994.00         |
| 89159004              | Cuenta de Sanseamiento Deudores       | -13,134,288.00            | 0.00                     | 0.00                     | -13,134,288.00            |
| 89159005              | Intereses creditos en Mora            | -735,702,229.00           | 0.00                     | 0.00                     | -735,702,229.00           |
| 8915900501            | Intereses Corrientes Prestamos        | -301,966,106.00           | 0.00                     | 0.00                     | -301,966,106.00           |
| 8915900502            | Intereses de Mora Creditos            | -433,736,123.00           | 0.00                     | 0.00                     | -433,736,123.00           |
| 91                    | RESPONSABILIDADES CONTINGENTES        | 1,270,333,799.00          | 0.00                     | 0.00                     | 1,270,333,799.00          |
| 9120                  | LITIGIOS Y DEMANDAS                   | 1,270,333,799.00          | 0.00                     | 0.00                     | 1,270,333,799.00          |
| 912002                | Laborales                             | 1,270,333,799.00          | 0.00                     | 0.00                     | 1,270,333,799.00          |
| 93                    | Acreedoras de Control (cr)            | 1,738,512.98              | 0.00                     | 0.00                     | 1,738,512.98              |
| 9346                  | Bienes recibidos de Terceros          | 1,738,512.98              | 0.00                     | 0.00                     | 1,738,512.98              |
| 934620                | Otros Activos                         | 1,738,512.98              | 0.00                     | 0.00                     | 1,738,512.98              |
| 93462001              | Armamento de Vigilancia               | 1,738,512.98              | 0.00                     | 0.00                     | 1,738,512.98              |
| 99                    | ACREEDORAS POR CONTRA (DB)            | -1,272,072,311.98         | 0.00                     | 0.00                     | -1,272,072,311.98         |
| 9905                  | RESPONSABILIDADES CONTING P.          | -1,270,333,799.00         | 0.00                     | 0.00                     | -1,270,333,799.00         |
| 990505                | Litigios y Demandas                   | -1,270,333,799.00         | 0.00                     | 0.00                     | -1,270,333,799.00         |
| 9915                  | Acreedoras de Control por Contra (DB) | -1,738,512.98             | 0.00                     | 0.00                     | -1,738,512.98             |
| 991506                | Bienes recibidos de terceros          | -1,738,512.98             | 0.00                     | 0.00                     | -1,738,512.98             |
| 99150601              | Armamento de vigilancia               | -1,738,512.98             | 0.00                     | 0.00                     | -1,738,512.98             |
| <b>TOTAL GENERAL:</b> |                                       | <b>318,642,622,498.56</b> | <b>41,885,973,717.86</b> | <b>41,885,973,717.86</b> | <b>315,750,336,533.26</b> |

*[Handwritten Signature]*  
 JUAN CARLOS SALDARRIEN GAVIRIA  
 GERENTE GENERAL

*[Handwritten Signature]*  
 LINDA AURA HERNANDEZ CHOLO  
 Director Unidad Contabilidad y Ppto