



CORPORACION SOCIAL DE CUNDINAMARCA

Nit: 899.999.421-7

PRESUPUESTO DE GASTOS

F-CTA-SCT-OBJ-ORD-SO-RE

I-PRG-SPG-PRY-SPY-RE

VIGENCIA 2023

PROPIOS

INFORME DE EJECUCION PRESUPUESTAL PERIODO: ENERO A SEPTIEMBRE

OBJETO DEL GASTO

APROPIADO

APROPIACION CERTIFICADA

APROPIACION COMPROMETIDA

APROPIACION POR CERTIFIC.

APROPIACION POR COMPROMET.

GIROS PRESUPUEST.

GIROS TESORERALES

COMPROMISOS POR GIRAR

% COM.

% GIR

| Reporte       | PREZ23J           | Página           | 2                | Fecha            | 11/10/2023 03:47:58 PM |                  |                  |      |       |       |
|---------------|-------------------|------------------|------------------|------------------|------------------------|------------------|------------------|------|-------|-------|
| TOTAL PROPIOS | 12,002,975,447.00 | 8,449,684,721.41 | 7,641,684,771.00 | 3,553,310,725.59 | 5,861,992,095.49       | 5,861,992,095.49 | 5,861,992,095.49 | 0.00 | 63.66 | 48.84 |
|               | 12,002,975,447.00 | 8,449,684,721.41 | 7,641,684,771.00 | 3,553,310,725.59 | 5,861,992,095.49       | 5,861,992,095.49 | 5,861,992,095.49 | 0.00 | 63.66 | 48.84 |

|  |                   |                   |                   |                  |                  |                   |                   |                |       |       |
|--|-------------------|-------------------|-------------------|------------------|------------------|-------------------|-------------------|----------------|-------|-------|
| 2.3.2.02.02.008                            | 1,209,854,835.00  | 1,084,649,665.00  | 950,395,120.00    | 125,205,170.00   | 359,459,715.00   | 452,794,538.00    | 452,794,538.00    | 397,600,582.00 | 70.29 | 44.52 |
| 2.3.2.02.02.009                            | 33,081,455,112.00 | 28,192,572,284.00 | 25,807,369,157.00 | 4,888,882,848.00 | 7,274,085,955.00 | 25,398,557,658.00 | 25,398,557,658.00 | 408,811,499.00 | 78.01 | 45.53 |
| SUBTOTAL Adquisición de Bienes y Servicios | 34,291,309,947.00 | 29,271,221,929.00 | 26,657,764,277.00 | 5,014,088,018.00 | 7,633,545,670.00 | 25,851,352,196.00 | 25,851,352,196.00 | 806,412,081.00 | 74.09 | 75.39 |
| TOTAL PROPIOS                              | 34,291,309,947.00 | 29,271,221,929.00 | 26,657,764,277.00 | 5,014,088,018.00 | 7,633,545,670.00 | 25,851,352,196.00 | 25,851,352,196.00 | 806,412,081.00 | 71.74 | 75.39 |
| 2.3.2.02.02.009                            | 19,167,888.00     | 1,899,701.00      | 1,655,233.00      | 17,268,187.00    | 17,512,655.00    | 1,655,233.00      | 1,655,233.00      | 0.00           | 8.64  | 44.41 |
| SUBTOTAL Adquisición de Bienes y Servicios | 19,167,888.00     | 1,899,701.00      | 1,655,233.00      | 17,268,187.00    | 17,512,655.00    | 1,655,233.00      | 1,655,233.00      | 0.00           | 74.06 | 8.64  |
| TOTAL DEPARTAMENTO                         | 19,167,888.00     | 1,899,701.00      | 1,655,233.00      | 17,268,187.00    | 17,512,655.00    | 1,655,233.00      | 1,655,233.00      | 0.00           | 8.64  | 8.64  |
| 2.3.2.02.02.008                            | 43,328,784.00     | 12,216,866.00     | 9,405,791.00      | 31,111,918.00    | 33,922,993.00    | 9,405,791.00      | 9,405,791.00      | 9,405,791.00   | 21.71 | 43.75 |
| SUBTOTAL Adquisición de Bienes y Servicios | 43,328,784.00     | 12,216,866.00     | 9,405,791.00      | 31,111,918.00    | 33,922,993.00    | 9,405,791.00      | 9,405,791.00      | 9,405,791.00   | 74.01 | 21.71 |
| TOTAL MUNICIPIO                            | 43,328,784.00     | 12,216,866.00     | 9,405,791.00      | 31,111,918.00    | 33,922,993.00    | 9,405,791.00      | 9,405,791.00      | 9,405,791.00   | 21.71 | 21.71 |
|  | 34,353,806,619.00 | 29,291,338,496.00 | 26,668,825,301.00 | 5,062,468,123.00 | 7,684,981,318.00 | 25,862,413,220.00 | 25,844,535,152.00 | 806,412,081.00 |       |       |

|                 |                   |                   |                   |                  |                   |                   |                   |                  |       |       |
|-----------------|-------------------|-------------------|-------------------|------------------|-------------------|-------------------|-------------------|------------------|-------|-------|
| TOTAL VIG. 2023 | 46,356,782,066.00 | 37,741,003,217.41 | 34,310,510,072.00 | 8,615,778,848.59 | 12,046,271,994.00 | 31,724,405,313.49 | 31,706,527,247.49 | 2,586,104,756.51 | 74.01 | 68.44 |
|-----------------|-------------------|-------------------|-------------------|------------------|-------------------|-------------------|-------------------|------------------|-------|-------|

*Yelisabel Ospina González*  
 YELISABEL OSPINA GONZALEZ  
 Director Técnico Contabilidad y Presupuesto

*Edilberto Salazar Gómez*  
 EDILBERTO SALAZAR GOMEZ  
 Subgerente Administrativo y Financiero

*Camila Andujar Velásquez Baquero*  
 CAMILA ANDUJAR VELASQUEZ BAQUERO  
 Gerente General

Imprimo: solate

Elabora: YELISABEL OSPINA GONZALEZ

CORPORACION SOCIAL DE CUNDINAMARCA

NIT: 899.999.421-7

PRESUPUESTO DE INGRESOS

EJECUCION PRESUPUESTO INGRESO HACIENDA

AREA 9/999/CC

PROGRAMA 999999

FONDO 1-03000

Fecha: 06/10/2023

Hora: 10:09:16

Reporte: INC209L

Página: 1 de 3

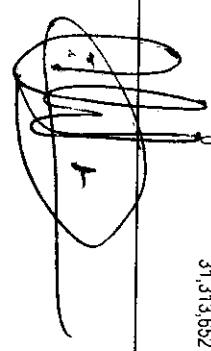
VIGENCIA : 2023


MES : 09


| CÓDIGO           | NOMBRE CUENTA                                  | PRESUPUESTO    |            |             | RECAUDO        |               |                |                |        |
|------------------|--|----------------|------------|-------------|----------------|---------------|----------------|----------------|--------|
|                  |  | INICIAL        | ADICIONES  | REDUCCIONES | DEFINITIVO     | PERIODO       | ACUMULADO      | POR RECAUDAR   |        |
| 1                | INGRESOS                                       | 46,287,830,282 | 68,951,784 | 0           | 46,356,782,066 | 4,519,039,996 | 32,798,192,000 | 13,558,590,065 | 70,75  |
| 1.1              | INGRESOS CORRIENTES                            | 380,000,000    | 0          | 0           | 380,000,000    | 37,737,599    | 276,966,958    | 103,133,042    | 72,85  |
| 1.1.02           | NO TRIBUTARIOS                                 | 380,000,000    | 0          | 0           | 380,000,000    | 37,737,599    | 276,866,958    | 103,133,042    | 72,85  |
| 1.1.02.05        | VENTA DE BIENES Y SERVICIOS                    | 380,000,000    | 0          | 0           | 380,000,000    | 37,737,599    | 276,823,558    | 103,176,442    | 72,84  |
| 1.1.02.05.001    | VENTAS DE ESTABLECIMIENTOS DE MERCADO          | 380,000,000    | 0          | 0           | 380,000,000    | 37,737,599    | 276,823,558    | 103,176,442    | 72,84  |
| 1.1.02.05.001.07 | SERVICIOS FINANCIEROS Y SERVICIOS CONEXOS-     | 380,000,000    | 0          | 0           | 380,000,000    | 37,737,599    | 276,823,558    | 103,176,442    | 72,84  |
| 1.1.02.98        | OTROS INGRESOS NO TRIBUTARIOS                  | 0              | 0          | 0           | 0              | 0             | 43,400         | -43,400        | 0,00   |
| 1.1.02.98.98     | OTROS INGRESOS NO TRIBUTARIOS NO ESPECIFICADOS | 0              | 0          | 0           | 0              | 0             | 43,400         | -43,400        | 0,00   |
| 1.2              | RECURSOS DE CAPITAL                            | 45,907,830,282 | 68,951,784 | 0           | 45,976,782,066 | 4,481,302,397 | 32,521,325,042 | 13,455,457,023 | 70,73  |
| 1.2.05           | RENDIMIENTOS FINANCIEROS                       | 14,499,540,681 | 0          | 0           | 14,499,540,681 | 1,339,954,218 | 11,082,422,033 | 3,417,118,647  | 76,43  |
| 1.2.05.05        | INTERESES POR PRÉSTAMOS                        | 14,499,540,681 | 0          | 0           | 14,499,540,681 | 1,339,954,218 | 11,082,422,033 | 3,417,118,647  | 76,43  |
| 1.2.05.05.01     | INTERESES LÍNEAS DE CREDITO                    | 8,500,000,000  | 0          | 0           | 8,500,000,000  | 663,282,978   | 5,844,169,794  | 2,655,830,206  | 68,75  |
| 1.2.05.05.01.1   | INTERESES POR PRÉSTAMOS                        | 5,999,540,681  | 0          | 0           | 5,999,540,681  | 676,671,240   | 5,238,252,239  | 761,288,441    | 87,31  |
| 1.2.05.05.01.02  | CRÉDITOS ESPECIALES DE VIVIENDA - INTERESES    | 3,500,000      | 0          | 0           | 3,500,000      | 0             | 0              | 3,500,000      | 0,00   |
| 1.2.05.05.01.03  | CRÉDITOS ORDINARIO - INTERESES                 | 1,560,000,000  | 0          | 0           | 1,560,000,000  | 210,000,627   | 1,666,648,269  | -106,648,269   | 106,83 |
| 1.2.05.05.01.04  | CRÉDITOS EDUCATIVOS - INTERESES                | 29,000,000     | 0          | 0           | 29,000,000     | 2,780,884     | 17,487,895     | 11,512,105     | 60,30  |
| 1.2.05.05.01.05  | CRÉDITOS CORPOAGIL - INTERESES                 | 5,000,000      | 0          | 0           | 5,000,000      | 335,833       | 1,591,266      | 3,408,734      | 31,82  |
| 1.2.05.05.01.06  | CRÉDITOS VEHICULOS AFILIADOS - INTERESES       | 95,000,000     | 0          | 0           | 95,000,000     | 3,949,994     | 36,817,495     | 58,182,505     | 38,75  |
| 1.2.05.05.01.07  | CRÉDITOS CREDICARTERA - INTERESES              | 60,000,000     | 0          | 0           | 60,000,000     | 3,318,852     | 29,209,164     | 30,790,836     | 48,68  |
| 1.2.05.05.01.08  | CRÉDITOS HIPOTECARIOS APORTES DEL DPTO. -      | 500,000,000    | 0          | 0           | 500,000,000    | 25,667,648    | 234,368,752    | 265,631,248    | 46,87  |
| 1.2.05.05.01.09  | CRÉDITOS CREDIFELIZ - INTERESES                | 1,937,040,681  | 0          | 0           | 1,937,040,681  | 203,997,814   | 1,478,749,806  | 458,290,875    | 76,34  |

| CÓDIGO          | NOMBRE CUENTA                                | PRESUPUESTO    |            |             | RECAUDO        |               |                |               |        |
|-----------------|--|----------------|------------|-------------|----------------|---------------|----------------|---------------|--------|
|                 |  | INICIAL        | ADICIONES  | REDUCCIONES | DEFINITIVO     | PERIODO       | ACUMULADO      | POR RECAUDAR  |        |
| 1.2.05.05.01.10 | CRÉDITOS PAZ Y SALVOS - INTERESES            | 160,000,000    | 0          | 0           | 160,000,000    | 12,249,124    | 25,166,317     | 134,833,683   | 15,72  |
| 1.2.05.05.01.11 | INTERESES DE MORA                            | 1,000,000,000  | 0          | 0           | 1,000,000,000  | 73,494,813    | 635,331,155    | 364,668,845   | 63,53  |
| 1.2.05.05.01.12 | INTERESES                                    | 650,000,000    | 0          | 0           | 650,000,000    | 140,875,651   | 1,112,882,120  | -462,882,120  | 171,21 |
| 1.2.09          | RECUPERACION DE CARTERA - PRESTAMOS          | 31,408,289,601 | 0          | 0           | 31,408,289,601 | 3,141,348,179 | 21,438,903,009 | 9,969,386,591 | 68,25  |
| 1.2.09.03       | DE PERSONAS NATURALES                        | 31,408,289,601 | 0          | 0           | 31,408,289,601 | 3,141,348,179 | 21,438,903,009 | 9,969,386,591 | 68,25  |
| 1.2.09.03.01    | CRÉDITOS DE VIVIENDA - AMORTIZACION          | 16,703,289,601 | 0          | 0           | 16,703,289,601 | 1,547,707,217 | 9,357,908,644  | 7,345,380,957 | 56,02  |
| 1.2.09.03.02    | CRÉDITOS ESPECIALES DE VIVIENDA-AMORTIZACION | 25,000,000     | 0          | 0           | 25,000,000     | 0             | 0              | 25,000,000    | 0,00   |
| 1.2.09.03.03    | CRÉDITOS ORDINARIOS-AMORTIZACION             | 7,500,000,000  | 0          | 0           | 7,500,000,000  | 665,468,304   | 5,639,211,328  | 1,860,788,672 | 75,18  |
| 1.2.09.03.04    | CRÉDITOS EDUCATIVOS-AMORTIZACION             | 250,000,000    | 0          | 0           | 250,000,000    | 20,149,801    | 165,359,118    | 84,640,882    | 66,14  |
| 1.2.09.03.05    | CRÉDITOS CORPOAGIL-AMORTIZACION              | 50,000,000     | 0          | 0           | 50,000,000     | 2,384,307     | 22,619,781     | 27,380,219    | 45,23  |
| 1.2.09.03.06    | CRÉDITOS VEHICULOS AFLIADOS-AMORTIZACION     | 280,000,000    | 0          | 0           | 280,000,000    | 9,573,551     | 130,146,956    | 149,853,044   | 46,48  |
| 1.2.09.03.07    | CRÉDITOS CREDITICARTERA-AMORTIZACION         | 350,000,000    | 0          | 0           | 350,000,000    | 13,769,667    | 165,722,743    | 184,277,257   | 47,34  |
| 1.2.09.03.08    | CRÉDITOS HIPOTECARIOS APORTES DPTO -         | 1,100,000,000  | 0          | 0           | 1,100,000,000  | 203,592,683   | 588,887,238    | 511,112,762   | 53,53  |
| 1.2.09.03.09    | CRÉDITOS CREDITIFELIZ - AMORTIZACION         | 5,000,000,000  | 0          | 0           | 5,000,000,000  | 642,926,341   | 4,733,135,424  | 266,864,576   | 94,66  |
| 1.2.09.03.10    | CRÉDITOS PAZ Y SALVO - AMORTIZACION          | 150,000,000    | 0          | 0           | 150,000,000    | 35,776,308    | 635,911,777    | -485,911,777  | 423,94 |
| 1.2.10          | RECUESOS DEL BALANCE                         | 0              | 68,951,784 | 0           | 68,951,784     | 0             | 0              | 68,951,784    | 0,00   |
| 1.2.10.02       | SUPERAVIT FISCAL                             | 0              | 68,951,784 | 0           | 68,951,784     | 0             | 0              | 68,951,784    | 0,00   |
| 1.2.10.02.01    | RECURSAS CONVENIO COMPETITIVIDAD             | 0              | 19,167,888 | 0           | 19,167,888     | 0             | 0              | 19,167,888    | 0,00   |
| 1.2.10.02.02    | CONVENIO SOPO                                | 0              | 12,015,132 | 0           | 12,015,132     | 0             | 0              | 12,015,132    | 0,00   |
| 1.2.10.02.03    | CONVENIO ZIPAQUIRA                           | 0              | 6,455,112  | 0           | 6,455,112      | 0             | 0              | 6,455,112     | 0,00   |
| 1.2.10.02.04    | CONVENIO FUNZA                               | 0              | 31,313,652 | 0           | 31,313,652     | 0             | 0              | 31,313,652    | 0,00   |

*Heide Paez*  
 Director Técnico Contable y PPK

  
YELISABEL OSPINA GONZALEZ  
Director Técnico Contabilidad y Presupuesto

  
EDILBERTO SALAZAR GOMEZ  
Subgerente Administrativo y Financiero

CAMILA ANDREA VELASQUEZ BAQUERO  
Gerente General

Elaboro: YELISABEL OSPINA GONZALEZ